



**catálogo geral**  
general catalogue  
**2023 • 2024**





Constituída há mais de trinta anos, a DOMINÓ Indústrias Cerâmicas SA desenvolve a sua atividade produtiva em três unidades industriais localizadas na região de Coimbra - coração da cerâmica portuguesa.

Produzindo uma vasta gama de pavimentos e revestimentos cerâmicos em pasta branca, grés porcelânico esmaltado, grés corado em massa e placas retificadas, em várias espessuras e dimensões, a Empresa tem como vectores chave da organização a qualidade e a responsabilidade ambiental, encontrando-se certificada pelas ISO9001, ISO14001 e ISO45001.

A aposta nas mais avançadas tecnologias aplicadas ao sector e na formação contínua dos seus colaboradores, permite preparar continuamente o futuro, posicionando a Empresa numa forte performance de inovação e design.

O serviço ao cliente é prestado por equipas tecnicamente preparadas e está dotado de pontos de logística e armazenagem em Portugal, Espanha e Itália.

Pretendemos ser um parceiro forte de negócios, direccionando a nossa oferta às reais necessidades dos mercados distribuidores de retalho e às expectativas do consumidor final, satisfazendo assim os nossos clientes sediados em 4 Continentes e em mais de 40 Países, através duma sólida estrutura internacional.

O nosso propósito não é apenas "cobrir" superfícies, mas sobretudo criar ambientes reconfortantes, de fácil manutenção e esteticamente apelativos, procurando sempre desempenhar um papel de relevo nos projectos de arquitetura e de decoração.



Founded more than thirty years ago, DOMINÓ Indústrias Cerâmicas SA develops its production activity in three industrial units located in the region of Coimbra - the heart of Portuguese ceramics.

Producing a wide range of ceramic floor and wall tiles in white body, glazed porcelain stoneware, full colour body stoneware and rectified slabs, in various thicknesses and formats, the Company prides itself in its quality and environmental responsibility as key factors of the organization, being certified by ISO9001, ISO14001 and ISO45001.

We have invested in the most advanced technologies applied to the sector and the continuous training of its employees, allowing us to continually prepare for the future, positioning the Company in a strong performance of innovation and design.

Customer service is provided by technically prepared teams and is equipped with logistics and storage points in Portugal, Spain and Italy.

Our aim is to be a strong business partner, offering every requirement to the retail and distribution markets and to therefore satisfying all our customers based in 4 Continents and in more than 40 countries, through a solid international structure.

Our purpose is not only to "cover" surfaces, but above all to create comforting, easy to maintain and aesthetically appealing ambiances, always seeking to play a prominent role in architectural and decoration projects.



## Nova central fotovoltaica Medidas energéticas

## New photovoltaic solar plant Energy measures

Nos últimos anos a Dominó, como empresa consumidora intensiva de energia, tem demonstrado a sua preocupação em implementar uma série de medidas energéticas para baixar os seus custos energéticos, que representam cerca de 15% dos seus custos totais, e para reduzir a sua pegada ambiental que representa hoje um custo acrescido às empresas.

In recent years, Dominó, as an energy intensive consumer company, has shown its concern to implement a series of measures to lower its energy costs, which represent about 15% of its total costs, and to reduce its "ecological footprint".

Na sequência desta preocupação e da aplicação de diversas medidas de eficiência energética, iniciámos uma parceria com a @Helexia através da instalação de uma central solar fotovoltaica com cerca de 3000 painéis solares, com uma potência total de 1 MWp e capacidade para produzir 1353 MWh de energia anualmente. Esta central oferece-nos uma resposta prática através da redução da fatura energética e de 609 toneladas por ano de CO2, o equivalente a plantar 15.600 árvores por ano.

Following these concerns and the application of several energy efficiency measures, we installed a photovoltaic solar plant with around 3000 solar panels, with a total power of 1 MWp and the capacity to produce 1353 MWh of energy annually. This plant offers us a practical answer by reducing the energy bill and 609 tons of CO2 per year, the equivalent of planting 15.600 trees per year.



**1,4 GWh**  
PRODUÇÃO FOTOVOLTAICA ANUAL  
PV YEARLY PRODUCTION



**999 kWp**  
POTÊNCIA TOTAL  
TOTAL POWER



**271 famílias // families**  
ENERGIA DOMÉSTICA (equivalente)  
HOUSEHOLD ENERGY (equivalent)




**93%**  
TAXA DE AUTO-CONSUMO  
SELF-CONSUMPTION RATE



**609 t / ano // year**  
CO2 EVITADO  
AVOIDED CO2



**15 600 un. / ano // year**  
ÁRVORES PLANTADAS (equivalente)  
PLANTED TREES (equivalent)



## Isolamento térmico Poupança energética

## Thermal insulation Energy savings

A otimização de energia é essencial para os negócios de hoje em dia. Poupar energia não passa unicamente por dispor de equipamentos mais económicos e por implementar soluções sustentáveis assentes em energias renováveis. Passa também por não gastar. Ou seja, muitas vezes, a melhor poupança energética é a energia que não se gasta.

Dominó knows that an optimal use of energy is essential for today's business. Saving energy is not just about having cheaper equipment and implementing sustainable solutions based on renewable energies. It's also about not spending. In other words, the best energy saving is often energy that is not consumed.

Neste sentido, a Dominó estabeleceu uma colaboração com a Ewen, empresa do Grupo Helexia, com medidas para evitar a perda de temperatura em vários equipamentos.

In this sense, Dominó established a collaboration with Ewen, a company of the Helexia Group, with measures to prevent the loss of temperature in several equipments.

A Ewen criou equipamentos inovadores de isolamento térmico para a indústria: os e+Jackets. Os e+Jackets são capas isolantes que mantêm a temperatura do equipamento, evitando a perda de energia. Com design exclusivo e a possibilidade de serem personalizados, são confeccionados apenas com materiais da mais alta qualidade e manufaturados por artesãos dedicados.

Ewen created an innovative thermal insulation equipment for the industry: the e+Jackets. The e+Jackets are insulating covers that maintain the temperature of the equipment, preventing energy loss. With an exclusive design and the possibility of being personalized, they are made only with the highest quality materials and manufactured by dedicated craftspeople.

Na Dominó foram aplicados isolamentos customizados em cinco equipamentos que fazem parte do processo de secagem da fábrica e cujas superfícies se encontram a 140°C. Os e+Jackets são especialmente desenhados para facilitar a manutenção periódica durante a operação industrial. Neste projeto eles foram manufaturados com as formas reais dos equipamentos, para serem mais eficientes, reduzindo em 95% as perdas de calor e com ganhos de produtividade de 90% na atividade de manutenção (montagem/desmontagem).

At Dominó, customized insulation was applied to five types of equipment that are part of the factory's drying process and whose surfaces are at 140°C. e+Jackets are specially designed also to facilitate periodic maintenance during industrial operation. In this project, they were manufactured with the real shapes of the equipment, to be more efficient, reducing heat losses by 95% and with productivity gains of 90% in the maintenance activity (assembly/disassembly).

A redução da pegada carbónica da Dominó contribuirá para um aumento de competitividade devido à redução de custos e, através da sua responsabilidade ambiental, contribuir para um Planeta mais limpo.

The reduction of Dominó's carbon footprint will contribute to an increase in competitiveness due to cost reduction and, through its environmental responsibility, contribute to a cleaner Planet.



---

**pavimento** / floor tiles

ADVANCED CERAMICS

---



melt fog 88,6x88,6  
melt midnight 88,6x88,6

## melt

### Informação Técnica / Technical Information

**P** PRESTIGE  
Porcelanato Vidrado Pasta Corada  
Glazed Porcelain Full Color Body

**4** Resistência à Abrasão  
Abrasion Resistance

**V3** Destonificação  
Shading Variations

**R9** Resistência ao Escorregamento  
Anti-Slip Resistance

### Acabamento / Finish

**Mate** / Matte

### Aplicação / Application

**Interior, Exterior**

### Cores / Colors




Mint



Midnight



Fog



Volcan

### Formatos / Sizes



88,6x88,6  
34,9"x34,9"



60x60  
23,6"x23,6"



59x59  
23,2"x23,2"






# melt

Mate / Matte

## Cores / Colors



Mint



Midnight



Fog



Volcan

## Decors



Mosaico Melt Mint EML69  
30x30 - 11,8"x11,8" / E29



Mosaico Melt Midnight EML99  
30x30 - 11,8"x11,8" / E29



Mosaico Melt Fog EML19  
30x30 - 11,8"x11,8" / E29



Mosaico Melt Volcan EML89  
30x30 - 11,8"x11,8" / E29

## Formatos / Sizes



88,6x88,6  
34,9"x34,9"



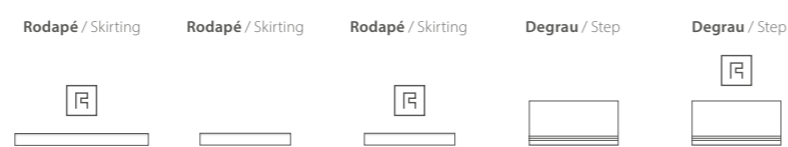
60x60  
23,6"x23,6"



59x59  
23,2"x23,2"

	88,6x88,6 34,9"x34,9"	60x60 23,6"x23,6"	59x59 23,2"x23,2"
Mint	ML62 / C12	ML69 / C03	ML68 / C06
Midnight	ML92 / C12	ML99 / C03	ML98 / C06
Fog	ML12 / C12	ML19 / C03	ML18 / C06
Volcan	ML82 / C12	ML89 / C03	ML88 / C06
espessura (mm) thickness (mm)	10,8 / 10*	9 / 8*	9 / 8*
m <sup>2</sup> / caixa sqm / box	1,57	1,08 / 1,44*	1,04 / 1,39*
m <sup>2</sup> / pal sqm / pal	31,40 / 34,54*	34,56 / 46,08*	33,28 / 44,48*
kg / pal kg / pal	835 / 850*	682 / 803*	657 / 774*

## Outros / Others



8x88,6  
3,1"x34,9"

8x60  
3,1"x23,6"

8x59  
3,1"x23,2"

30x60  
11,8"x23,6"

29,4x59  
11,6"x23,2"

Rodapé / Skirting	Rodapé / Skirting	Rodapé / Skirting	Degrau / Step	Degrau / Step
RML62 / E30	RML69 / E16	RML68 / E16	DML69 / E47	DML68 / E52
RML92 / E30	RML99 / E16	RML98 / E16	DML99 / E47	DML98 / E52
RML12 / E30	RML19 / E16	RML18 / E16	DML19 / E47	DML18 / E52
RML82 / E30	RML89 / E16	RML88 / E16	DML89 / E47	DML88 / E52



melt volcan 88,6x88,6  
melt mint 88,6x88,6



## ecoliving

### Informação Técnica / Technical Information

**P** PRESTIGE  
Porcelanato Vidrado Pasta Corada  
Glazed Porcelain Full Color Body

**4** Resistência à Abrasão  
Abrasion Resistance

**V1** Destonificação  
Shading Variations


### Acabamento / Finish

**Mate** / Matte

### Aplicação / Application

**Interior, Exterior**


### Cores / Colors



Pearl




Dark Grey



Anthracite



Greige



Craft

### Formatos / Sizes



59x118,2  
23,2"x46,5"



88,6x88,6  
34,9"x34,9"



88,6x88,6 PLUS  
34,9"x34,9"



60x60  
23,6"x23,6"



59x59  
23,2"x23,2"



30x60  
11,8"x23,6"







**ecoliving**  
Mate / Matte



ecoliving pearl 59x59



ecoliving pearl 88,6x88,6

Cores / Colors



Pearl



Dark Grey



Anthracite




Greige



Craft

Formatos / Sizes




	59x118,2 23,2"x46,5"	88,6x88,6 34,9"x34,9"	88,6x88,6 34,9"x34,9"	60x60 23,6"x23,6"	59x59 23,2"x23,2"	30x60 11,8"x23,6"
Pearl	OG01 / C12	OG02 / C12	OG03 / C14	OG09 / C03	OG08 / C06	OG06 / C01
Dark Grey	OG11 / C12	OG12 / C12	OG13 / C14	OG19 / C03	OG18 / C06	OG16 / C01
Anthracite	OG91 / C12	OG92 / C12	OG93 / C14	OG99 / C03	OG98 / C06	OG96 / C01
Greige	OG21 / C12	OG22 / C12	OG23 / C14	OG29 / C03	OG28 / C06	OG26 / C01
Craft	OG41 / C12	OG42 / C12	OG43 / C14	OG49 / C03	OG48 / C06	OG46 / C01
espessura (mm) thickness (mm)	11 / 10**	10,8 / 10**	10,8 / 10**	9 / 8**	9 / 8**	8,5 / 8,0**
m <sup>2</sup> / caixa sqm / box	1,39	1,57	1,57	1,08 / 1,44**	1,04 / 1,39**	1,44 / 1,62**
m <sup>2</sup> / pal sqm / pal	38,92 / 41,70**	31,40 / 34,54**	31,40 / 34,54**	34,56 / 46,08**	33,28 / 44,48**	57,60 / 64,80**
kg / pal kg / pal	1043 / 1016**	835 / 850**	835 / 850**	682 / 803**	657 / 774**	1077 / 1139**

\* Textura Antideslizante / Non Slip Finish  
\*\* Produções a partir de 2023 / Productions from 2023


Decors



Mosaico Ecoliving Pearl EOG06  
30x30 . 11,8"x11,8" / E29



Mosaico Ecoliving Dark Grey EOG16  
30x30 . 11,8"x11,8" / E29



Mosaico Ecoliving Anthracite EOG96  
30x30 . 11,8"x11,8" / E29



Mosaico Ecoliving Greige EOG26  
30x30 . 11,8"x11,8" / E29



Mosaico Ecoliving Craft EOG46  
30x30 . 11,8"x11,8" / E29

Outros / Others

	Rodapé / Skirting	Rodapé / Skirting	Rodapé / Skirting	Degrau / Step	Degrau / Step
	8x88,6 3,1"x34,9"	8x60 3,1"x23,6"	8x59 3,1"x23,2"	30x60 11,8"x23,6"	29,4x59 11,6"x23,2"
Pearl	ROG02 / E30	ROG09 / E16	ROG08 / E16	DOG06 / E47	DOG08 / E52
Dark Grey	ROG12 / E30	ROG19 / E16	ROG18 / E16	DOG86 / E47	DOG88 / E52
Anthracite	ROG92 / E30	ROG99 / E16	ROG98 / E16	DOG16 / E47	DOG18 / E52
Greige	ROG22 / E30	ROG29 / E16	ROG28 / E16	DOG96 / E47	DOG98 / E52
Craft	ROG42 / E30	ROG49 / E16	ROG48 / E16	DOG16 / E47	DOG18 / E52



## on-road

### Informação Técnica / Technical Information

**P** PRESTÍGIO  
Porcelanato Vidrado Pasta Corada  
Glazed Porcelain Full Color Body

**4** Resistência à Abrasão  
Abrasion Resistance

**V2** Destonificação  
Shading Variations

**PTV > 36** Baixo Risco de Escorregamento  
Low Slip Potential

**R10** Resistência ao Escorregamento  
Anti-Slip Resistance

**B** Resistência ao Escorregamento  
Anti-Slip Resistance

### Acabamento / Finish

Mate / Matte

### Aplicação / Application

Interior, Exterior

### Cores / Colors




Fog



Grey



Anthracite



Beige

### Formatos / Sizes




88,6x88,6  
34,9"x34,9"



44,2x88,6  
17,4"x34,9"



60x60  
23,6"x23,6"



60x60 PLUS  
23,6"x23,6"



30x60  
11,8"x23,6"

# on-road

Mate / Matte



on-road grey 88,6x88,6  
on-road detail fog 44,2x88,6





**on-road**  
Mate / Matte



on-road built grey 88,6x88,6



on-road anthracite 88,6x88,6

# on-road

Mate / Matte



on-road detail beige 44,2x88,6



on-road beige 88,6x88,6

# on-road

Mate / Matte

Cores / Colors



Fog




Grey



On-Road Build Grey  
88,6 x 88,6 . 34,9"x34,9" / C13



Anthracite

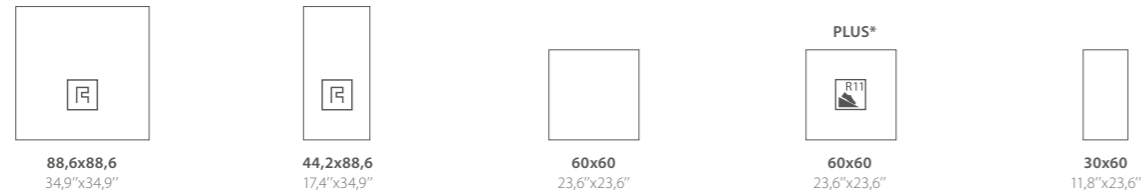


Beige



On-Road Build Beige  
88,6 x 88,6 . 34,9"x34,9" / C13

Formatos / Sizes




	88,6x88,6 34,9"x34,9"	44,2x88,6 17,4"x34,9"	60x60 23,6"x23,6"	PLUS* 60x60 23,6"x23,6"	30x60 11,8"x23,6"
Fog	OR12 / C12	OR11 / C09	OR19 / C03	OR13 / C04	OR16 / C01
Grey	OR42 / C12	OR41 / C09	OR49 / C03	OR43 / C04	OR46 / C01
Anthracite	OR92 / C12	OR91 / C09	OR99 / C03	OR93 / C04	OR96 / C01
Beige	OR22 / C12	OR21 / C09	OR29 / C03	OR23 / C04	OR26 / C01
Build Grey	OR45 / C12	-	-	-	-
Build Beige	OR25 / C12	-	-	-	-
espessura (mm) thickness (mm)	10,8 / 10**	10,8 / 10**	9 / 8**	9 / 8**	8,5 / 8,0**
m <sup>2</sup> / caixa sqm / box	1,57	1,17	1,08 / 1,44**	1,08 / 1,44**	1,44 / 1,62**
m <sup>2</sup> / pal sqm / pal	31,40 / 34,54**	31,59 / 35,10**	34,56 / 46,08**	34,56 / 46,08**	57,60 / 64,80**
kg / pal kg / pal	835 / 850**	799 / 821**	682 / 803**	682 / 803**	1077 / 1139**

\* Textura Antideslizante / Non Slip Finish  
\*\* Produções a partir de 2023 / Productions from 2023


Decors



Mosaico On-Road Fog EOR16  
30x30 . 11,8"x11,8" / E29



Mosaico On-Road Grey EOR46  
30x30 . 11,8"x11,8" / E29



Mosaico On-Road Anthracite EOR96  
30x30 . 11,8"x11,8" / E29



Mosaico On-Road Beige EOR26  
30x30 . 11,8"x11,8" / E29



Decor Waterloo CK45  
60x60 . 23,6"x23,6" / C05

€/m<sup>2</sup>

Decor Waterloo CK44  
59x59 . 23,2"x23,2" / C09

€/m<sup>2</sup>



On-Road Detail Fog OR14 \*\*\*  
44,2 x 88,6 . 17,4"x34,9" / C09

€/m<sup>2</sup>



On-Road Detail Beige OR24 \*\*\*  
44,2 x 88,6 . 17,4"x34,9" / C09

€/m<sup>2</sup>

Outros / Others

	Rodapé / Skirting	Rodapé / Skirting	Degrau / Step
	8x88,6 3,1"x34,9"	8x60 3,1"x23,6"	30x60 11,8"x23,6"
Fog	ROR12 / E30	ROR19 / E16	DOR16 / E47
Grey	ROR42 / E30	ROR49 / E16	DOR46 / E47
Anthracite	ROR92 / E30	ROR99 / E16	DOR96 / E47
Beige	ROR22 / E30	ROR29 / E16	DOR26 / E47

\*\*\* Devido a condicionantes do processo produtivo, poderão existir diferenças na distância entre o padrão gráfico e o bordo da peça  
Due to constraints of the production process, there may be differences in the distance between the graphic pattern and the edge of the tile.



## newstreet

### Informação Técnica / Technical Information

**P** PRESTIGE  
Porcelanato Vidrado Pasta Corada  
Glazed Porcelain Full Color Body

**4** Resistência à Abrasão  
Abrasion Resistance

**V2** Destonificação  
Shading Variations

**R10** Resistência ao Escorregamento  
Anti-Slip Resistance


### Acabamento / Finish

**Mate** / Matte

### Aplicação / Application

**Interior, Exterior**

### Cores / Colors



Night



Smoke



Grey



Fog



Pearl

### Formatos / Sizes



88,6x88,6  
34,9"x34,9"



60x60  
23,6"x23,6"



60x60 PLUS  
23,6"x23,6"



59x59  
23,2"x23,2"



30x60  
11,8"x23,6"



29,4x59  
11,6"x23,2"



45x45  
18"x18"




9,7x9,7  
3,9"x3,9"

**newstreet**

Mate / Matte



newstreet night 60x60



**newstreet**

Mate / Matte



**newstreet**

Mate / Matte



newstreet grey 60x60



newstreet fog 60x60  
decor twenties 60x60

# newstreet

Mate / Matte

Cores / Colors



Night



Smoke



Grey









Fog



Pearl



Formatos / Sizes

			<b>PLUS*</b> 					
	88,6x88,6 34,9"x34,9"	60x60 23,6"x23,6"	60x60 23,6"x23,6"	59x59 23,2"x23,2"	30x60 11,8"x23,6"	29,4x59 11,6"x23,2"	45x45 18"x18"	9,7x9,7 3,9"x3,9"
Night	NW92 / C12	NW99 / C03	NW93 / C04	NW98 / C06	NW96 / C01	NW97 / C06	NW95 / C01	Taco TNW98 / C17
Smoke	-	NW59 / C03	-	NW58 / C06	NW56 / C01	NW57 / C06	NW55 / C01	Taco TNW58 / C17
Grey	NW42 / C12	NW49 / C03	NW43 / C04	NW48 / C06	NW46 / C01	NW47 / C06	NW45 / C01	Taco TNW48 / C17
Fog	NW12 / C12	NW19 / C03	NW13 / C04	NW18 / C06	NW16 / C01	NW17 / C06	NW15 / C01	Taco TNW18 / C17
Pearl	-	NW09 / C03	-	NW08 / C06	NW06 / C01	NW07 / C06	NW05 / C01	Taco TNW08 / C17
espessura (mm) thickness (mm)	10,8 / 10**	9 / 8**	9 / 8**	9 / 8**	8,5 / 8,0**	9 / 8**	9 / 8***	9 / 8***
m <sup>2</sup> / caixa sqm / box	1,57	1,08 / 1,44**	1,08 / 1,44**	1,04 / 1,39**	1,44 / 1,62**	1,39 / 1,56**	1,00 / 1,62***	0,56 / 0,62***
m <sup>2</sup> / pal sqm / pal	31,40 / 34,54**	34,56 / 46,08**	34,56 / 46,08**	33,28 / 44,48**	57,60 / 64,80**	44,48 / 49,92**	68,00 / 71,28***	62,72 / 69,44***
kg / pal kg / pal	835 / 850**	682 / 803**	682 / 803**	657 / 774**	1077 / 1139**	895 / 863**	1349 / 1222***	1289 / 1261***

\* Textura Antideslizante / Non Slip Finish  
\*\* Produções a partir de 2023 / Productions from 2023  
\*\*\* Produções a partir de 2021 / Productions from 2021

Decors



Decor Twenties NW10  
60x60 - 23,6"x23,6" / C04

€/m<sup>2</sup>



Mureto Newstreet 1 FMNW01  
32,6x59 - 12,8"x23,2" / E56



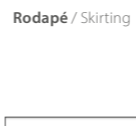
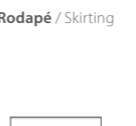
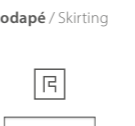



Mureto Newstreet 2 FMNW02  
32,6x59 - 12,8"x23,2" / E56



Taco Bizantine Grey TBY10  
9,7x9,7 - 3,9"x3,9" / C16



Outros / Others

	Rodapé / Skirting 	Rodapé / Skirting 	Rodapé / Skirting 	Rodapé / Skirting 	Degrau / Step 	Degrau / Step 
	8x88,6 3,1"x34,9"	8x60 3,1"x23,6"	8x59 3,1"x23,2"	7,5x45 3"x18"	29,4x59 11,6"x23,2"	29,4x59 11,6"x23,2"
Night	RNW92 / E30	RNW99 / E16	RNW98 / E16	RNW95 / E08	DNW97 / E68	DNW98 / E52
Smoke	-	RNW59 / E16	RNW58 / E16	RNW55 / E08	DNW57 / E68	DNW58 / E52
Grey	RNW42 / E30	RNW49 / E16	RNW48 / E16	RNW45 / E08	DNW47 / E68	DNW48 / E52
Fog	RNW12 / E30	RNW19 / E16	RNW18 / E16	RNW15 / E08	DNW17 / E68	DNW18 / E52
Pearl	-	RNW09 / E16	RNW08 / E16	RNW05 / E08	DNW07 / E68	DNW08 / E52





# lausanne

## Informação Técnica / Technical Information

**P** PRESTIGE  
Porcelanato Vidrado Pasta Corada  
Glazed Porcelain Full Color Body

**4** Resistência à Abrasão  
Abrasion Resistance

**V3** Destonificação  
Shading Variations

**R10** Resistência ao Escorregamento  
Anti-Slip Resistance

**B** Resistência ao Escorregamento  
Anti-Slip Resistance


## Acabamento / Finish

**Mate** / Matte


## Aplicação / Application

**Interior, Exterior**

## Cores / Colors



Beige



Brown



Grey

## Formatos / Sizes



59x118,2  
23,2"x46,5"



60x60  
23,6"x23,6"



59x59  
23,2"x23,2"



30x60  
11,8"x23,6"

# lausanne

Mate / Matte



lausanne beige 59x118,2  
lausanne beige 59x59  
mosaico lausanne beige 30x30

# lausanne

Mate / Matte

Cores / Colors



Beige



Brown




Grey


Decors



Mosaico Lausanne Beige ELS26  
30x30 . 11,8"x11,8" / E29

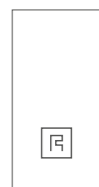


Mosaico Lausanne Brown ELS46  
30x30 . 11,8"x11,8" / E29



Mosaico Lausanne Grey ELS16  
30x30 . 11,8"x11,8" / E29

Formatos / Sizes



59x118,2  
23,2"x46,5"



60x60  
23,6"x23,6"



59x59  
23,2"x23,2"



30x60  
11,8"x23,6"

	59x118,2 23,2"x46,5"	60x60 23,6"x23,6"	59x59 23,2"x23,2"	30x60 11,8"x23,6"
Beige	LS22 / C12	LS29 / C03	LS28 / C06	LS26 / C01
Brown	LS42 / C12	LS49 / C03	LS48 / C06	LS46 / C01
Grey	LS12 / C12	LS19 / C03	LS18 / C06	LS16 / C01
espessura (mm) thickness (mm)	11/10*	9/8*	9 / 8*	8,5 / 8,0*
m <sup>2</sup> / caixa sqm / box	1,39	1,08 / 1,44*	1,04 / 1,39*	1,44 / 1,62*
m <sup>2</sup> / pal sqm / pal	38,92 / 41,70*	34,56 / 46,08*	33,28 / 44,48*	57,60 / 64,80*
kg / pal kg / pal	1043 / 1016*	682 / 803*	657 / 774*	1077 / 1139*

Outros / Others

Rodapé / Skirting

8x60  
3,1"x23,6"

RLS29 / E16

Rodapé / Skirting



8x59  
3,1"x23,2"

RLS28 / E16

Degrau / Step



30x60  
11,8"x23,6"

DLS26 / E47

RLS49 / E16

RLS48 / E16

DLS46 / E47

RLS19 / E16

RLS18 / E16

DLS16 / E47



lausanne beige 59x118,2  
lausanne beige 59x59 mosaico  
lausanne beige 30x30



# kasbah

## Informação Técnica / Technical Information

**P** PRESTIGE  
**Porcelanato Vidrado Pasta Corada**  
 Glazed Porcelain Full Color Body

**4** **Resistência à Abrasão**  
 Abrasion Resistance

**V3** **Destonificação**  
 Shading Variations

**R10** **Resistência ao Escorregamento**  
 Anti-Slip Resistance

**PTV > 36** **Baixo Risco de Escorregamento**  
 Low Slip Potential


## Acabamento / Finish

**Mate / Matte**

## Aplicação / Application

**Interior, Exterior**

## Cores / Colors



Anthracite




Light Grey



Pearl



Cotto



Cream

## Formatos / Sizes



**88,6x88,6**  
 34,9"x34,9"



**60x60**  
 23,6"x23,6"



**60x60 PLUS**  
 23,6"x23,6"



**59x59**  
 23,2"x23,2"

**kasbah**

Mate / Matte



**kasbah**

Mate / Matte



kasbah pearl 60x60  
paint grey 33x33



kasbah cream 60x60

**kasbah**

Mate / Matte



kasbah anthracite 60x60



kasbah cotto 60x60

# kasbah

Mate / Matte

Cores / Colors



Anthracite



Light Grey



Pearl

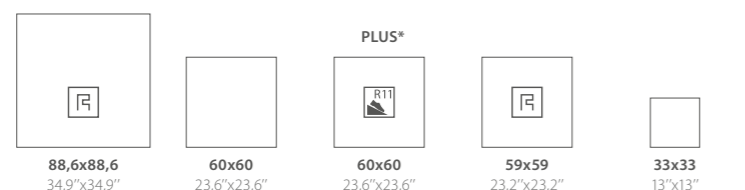


Cotto



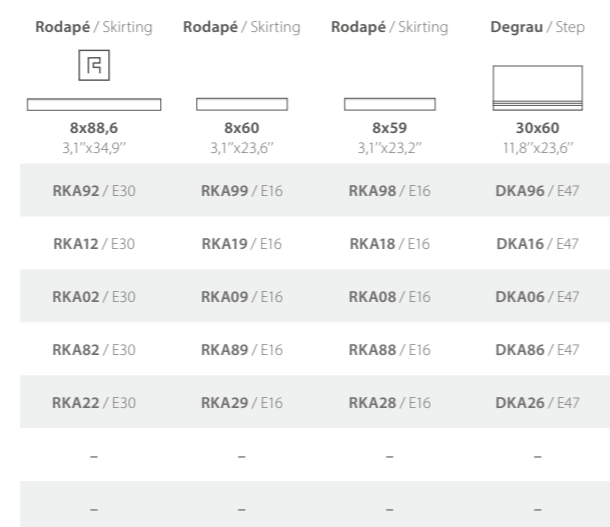
Cream

Formatos / Sizes




	88,6x88,6 34,9"x34,9"	60x60 23,6"x23,6"	60x60 PLUS* 23,6"x23,6"	59x59 23,2"x23,2"	33x33 13"x13"
Anthracite	KA92 / C12	KA99 / C03	KA93 / C04	KA98 / C06	-
Light Grey	KA12 / C12	KA19 / C03	KA13 / C04	KA18 / C06	-
Pearl	KA02 / C12	KA09 / C03	KA03 / C04	KA08 / C06	-
Cotto	KA82 / C12	KA89 / C03	KA83 / C04	KA88 / C06	-
Cream	KA22 / C12	KA29 / C03	KA23 / C04	KA28 / C06	-
Paint Cream	-	-	-	-	PT20 / M13
Paint Grey	-	-	-	-	PT10 / M13
espessura (mm) thickness (mm)	10,8 / 10**	9	9	9	7,8
m <sup>2</sup> / caixa sqm / box	1,57	1,08	1,08	1,04	1,40
m <sup>2</sup> / pal sqm / pal	31,40 / 34,54**	34,56	34,56	33,28	64,40
kg / pal kg / pal	835 / 850**	682	682	657	1089

Outros / Others



Rodapé / Skirting	Rodapé / Skirting	Rodapé / Skirting	Degrau / Step
8x88,6 3,1"x34,9"	8x60 3,1"x23,6"	8x59 3,1"x23,2"	30x60 11,8"x23,6"
RKA92 / E30	RKA99 / E16	RKA98 / E16	DKA96 / E47
RKA12 / E30	RKA19 / E16	RKA18 / E16	DKA16 / E47
RKA02 / E30	RKA09 / E16	RKA08 / E16	DKA06 / E47
RKA82 / E30	RKA89 / E16	RKA88 / E16	DKA86 / E47
RKA22 / E30	RKA29 / E16	RKA28 / E16	DKA26 / E47


Decors



Mosaico Kasbah Anthracite EKA96  
30x30 . 11,8"x11,8" / E29



Paint Cream PT20  
33x33 . 13"x13" / M13



Mosaico Paint Cream EPT20  
33x33 . 13"x13" / P29



Mosaico Kasbah Light Grey EKA16  
30x30 . 11,8"x11,8" / E29



Paint Grey PT10  
33x33 . 13"x13" / M13



Mosaico Paint Grey EPT10  
33x33 . 13"x13" / P29



Mosaico Kasbah Pearl EKA06  
30x30 . 11,8"x11,8" / E29



Mosaico Kasbah Cotto EKA86  
30x30 . 11,8"x11,8" / E29



Mosaico Kasbah Cream EKA26  
30x30 . 11,8"x11,8" / E29

\* Textura Antideslizante / Non Slip Finish  
\*\* Produções a partir de 2023 / Productions from 2023





everstone grey 30x60  
everstone grey 60x60



everstone grey 60x60

## everstone

### Informação Técnica / Technical Information

**P** PRESTIGE  
Porcelanato Vidrado Pasta Corada  
Glazed Porcelain Full Color Body

**4** Resistência à Abrasão  
Abrasion Resistance

**V2** Destonificação  
Shading Variations

**R9** Resistência ao Escorregamento  
Anti-Slip Resistance

### Acabamento / Finish

**Mate** / Matte

### Aplicação / Application

**Interior, Exterior**

### Cores / Colors




Grey



Anthracite



Cream



Army

### Formatos / Sizes



60x60  
23,6" x 23,6"



59x59  
23,2" x 23,2"




30x60  
11,8" x 23,6"



29,4x59  
11,6" x 23,2"



29,4x29,4  
11,6" x 11,6"



14,6x14,6  
5,7" x 5,7"

**everstone**

Mate / Matte



everstone grey 14,6x14,6  
everstone grey 29,4x59



everstone grey 14,6x14,6

# everstone

Mate / Matte

Cores / Colors



Grey



Anthracite




Cream




Army

Decors




Mosaico Everstone Grey EVR15  
30x30 - 11,8"x11,8" / E28



Mosaico Everstone Anthracite EVR95  
30x30 - 11,8"x11,8" / E28

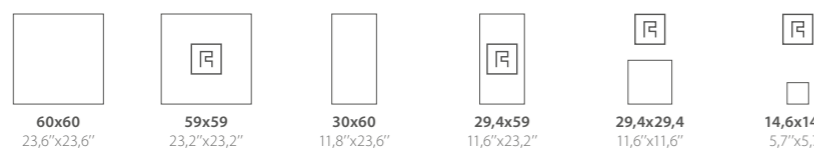


Mosaico Everstone Cream EVR25  
30x30 - 11,8"x11,8" / E28



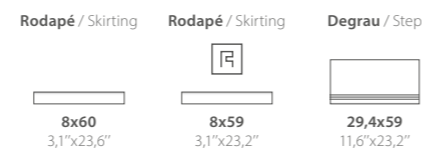
Mosaico Everstone Army EVR65  
30x30 - 11,8"x11,8" / E28

Formatos / Sizes




	60x60 23,6"x23,6"	59x59 23,2"x23,2"	30x60 11,8"x23,6"	29,4x59 11,6"x23,2"	29,4x29,4 11,6"x11,6"	14,6x14,6 5,7"x5,7"
Grey	VR19 / C03	VR18 / C06	VR16 / C01	VR17 / C06	VR12 / C08	VR11 / C10
Anthracite	VR99 / C03	VR98 / C06	VR96 / C01	VR97 / C06	VR92 / C08	VR91 / C10
Cream	VR29 / C03	VR28 / C06	VR26 / C01	VR27 / C06	VR22 / C08	VR21 / C10
Army	VR69 / C03	VR68 / C06	VR66 / C01	VR67 / C06	VR62 / C08	VR61 / C10
espessura (mm) thickness (mm)	9 / 8*	9 / 8*	8,5 / 8,0*	9 / 8*	9 / 8*	9 / 8*
m <sup>2</sup> / caixa sqm / box	1,08 / 1,44*	1,04 / 1,39*	1,44 / 1,62*	1,39 / 1,56*	1,21 / 1,38*	0,68 / 0,77*
m <sup>2</sup> / pal sqm / pal	34,56 / 46,08*	33,28 / 44,48*	57,60 / 64,80*	44,48 / 49,92*	45,98 / 52,44*	34,68 / 39,27*
kg / pal kg / pal	682 / 803*	657 / 774*	1077 / 1139*	895 / 863**	896 / 910*	686 / 686*

Outros / Others



Rodapé / Skirting	Rodapé / Skirting	Degrau / Step
8x60 3,1"x23,6"	8x59 3,1"x23,2"	29,4x59 11,6"x23,2"
RVR19 / E16	RVR18 / E16	DVR17 / E52
RVR99 / E16	RVR98 / E16	DVR97 / E52
RVR29 / E16	RVR28 / E16	DVR27 / E52
RVR69 / E16	RVR68 / E16	DVR67 / E52





## urban

### Informação Técnica / Technical Information

**HARDLINE**  
Grês Porcelanato Vidrado  
Glazed Porcelain Tiles

**4**  
Resistência à Abrasão  
Abrasion Resistance

**V2**  
Destonificação  
Shading Variations


### Acabamento / Finish

**Mate** / Matte

### Aplicação / Application

**Interior, Exterior**

### Cores / Colors




Black



Anthracite



Light Grey



Beige

### Formatos / Sizes



60x60  
23,6" x 23,6"



30x60  
11,8" x 23,6"



45x45  
18" x 18"

**urban**  
Mate / Matte



**urban**  
Mate / Matte



urban anthracite 60x60  
mosaico urban anthracite 30x30



decor époque 60x60

# urban

Mate / Matte

## Coors / Colors



Black



Anthracite



Light Grey



Beige

## Formatos / Sizes



60x60  
23,6"x23,6"



30x60  
11,8"x23,6"



45x45  
18"x18"

	60x60 23,6"x23,6"	30x60 11,8"x23,6"	45x45 18"x18"
Black	UB90 / M18	UB95 / M14	UB94 / M14
Anthracite	UB13 / M18	UB15 / M14	UB16 / M14
Light Grey	UB10 / M18	UB11 / M14	UB14 / M14
Beige	UB20 / M18	UB25 / M14	UB24 / M14
espessura (mm) thickness (mm)	9 / 8*	8,5 / 8,0*	9 / 8**
m <sup>2</sup> / caixa sqm / box	1,08 / 1,44*	1,44 / 1,62*	1,00 / 1,62**
m <sup>2</sup> / pal sqm / pal	34,56 / 46,08*	57,60 / 64,80*	68,00 / 71,28**
kg / pal kg / pal	682 / 803*	1077 / 1139*	1349 / 1222**

## Outros / Others

Rodapé / Skirting



8x60  
3,1"x23,6"

RUB90 / P13
-------------

RUB13 / P13
-------------

RUB10 / P13
-------------

RUB20 / P13
-------------

Rodapé / Skirting



7,5x45  
3"x18"


RUB94 / P06
-------------

RUB16 / P06
-------------

RUB14 / P06
-------------


RUB24 / P06
-------------

## Decors




Decor Époque UB91  
60x60 - 23,6"x23,6" / M19

€/m<sup>2</sup>




Mosaico Urban Black EUB94  
30x30 - 11,8"x11,8" / P25



Mosaico Urban Anthracite EUB16  
30x30 - 11,8"x11,8" / P25



Mosaico Urban Light Grey EUB14  
30x30 - 11,8"x11,8" / P25



Mosaico Urban Beige EUB24  
30x30 - 11,8"x11,8" / P25

\* Produções a partir de 2023 / Productions from 2023

\*\* Produções a partir de 2021 / Productions from 2021



lodge brown 19x118,2  
decor lodge brown 29,4x59



decor lodge brown 29,4x59

## lodge

### Informação Técnica / Technical Information

**P** PRESTIGE  
Porcelanato Vidrado Pasta Corada  
Glazed Porcelain Full Color Body

**R1** Rectificado  
Rectified

**V3** Destonificação  
Shading Variations

**4** Resistência à Abrasão  
Abrasion Resistance

**PTV > 36** Baixo Risco de Escorregamento  
Low Slip Potential

**R10** Resistência ao Escorregamento  
Anti-Slip Resistance


### Acabamento / Finish

**Mate** / Matte


### Aplicação / Application

**Interior, Exterior**


### Cores / Colors



Beige



Brown



Dark Brown

### Formatos / Sizes



19x118,2  
7,5"x46,5"



19x118,2 PLUS  
7,5"x46,5"





**lodge**  
Mate / Matte



lodge beige 19x118,2



lodge beige 19x118,2

# lodge

Mate / Matte

Cores / Colors



Beige



Brown



Dark Brown

Decors



Decor Lodge Beige ELG22  
29,4x59 - 11,6"x23,2" / E62



Decor Lodge Brown ELG42  
29,4x59 - 11,6"x23,2" / E62



Decor Lodge Dark Brown ELG92  
29,4x59 - 11,6"x23,2" / E62

Formatos / Sizes

Outros / Others



19x118,2  
7,5"x46,5"

LG22 / C10



19x118,2  
7,5"x46,5"

LG29 / C11

Rodapé / Skirting



8x59  
3,1"x23,2"

RLG22 / E17

Beige	LG22 / C10	LG29 / C11	RLG22 / E17
Brown	LG42 / C10	LG49 / C11	RLG42 / E17
Dark Brown	LG92 / C10	LG99 / C11	RLG92 / E17
espessura (mm) thickness (mm)	11 / 10**	11 / 10**	
m <sup>2</sup> / caixa sqm / box	0,90	0,90	
m <sup>2</sup> / pal sqm / pal	43,20 / 45,00**	43,20 / 45,00**	
kg / pal kg / pal	1158 / 1098**	1158 / 1098**	

\* Textura Antideslizante / Non Slip Finish

\*\* Produções a partir de 2023 / Productions from 2023

A Dominó recomenda a consulta dos esquemas e sugestões de aplicação, presentes na página 282 / Dominó recommends consulting the diagrams and application suggestions, provided on page 282



lodge dark brown 19x118,2



nordic grey 20x90  
one white 34x91,5  
one wave grey 34x91,5

nordic grey 20x90  
one white 34x91,5

# nordic

## Informação Técnica / Technical Information

**HARDLINE**  
Grés Porcelanato Vidrado  
Glazed Porcelain Tiles

**4**  
Resistência à Abrasão  
Abrasion Resistance

**V2**  
Destonificação  
Shading Variations

## Acabamento / Finish

**Mate** / Matte

## Aplicação / Application

**Interior, Exterior**

## Cores / Colors



Grey



Beige



Caramel



Brown

## Formatos / Sizes



**20x90**  
7,9"x35,4"



**20x90 PLUS**  
7,9"x35,4"



**nordic**  
Mate / Matte



# nordic

Mate / Matte

Cores / Colors



Grey

Beige

Caramel

Brown

Formatos / Sizes



**20x90**  
7,9"x35,4"



**20x90**  
7,9"x35,4"



PLUS\*

Grey	NR16 / M19	NR13 / M20
Beige	NR26 / M19	NR23 / M20
Caramel	NR76 / M19	NR73 / M20
Brown	NR46 / M19	NR43 / M20
<b>espessura (mm)</b> thickness (mm)	<b>9,5 / 9**</b>	<b>9,5 / 9**</b>
<b>m<sup>2</sup> / caixa</b> sqm / box	<b>1,08 / 1,26**</b>	<b>1,08 / 1,26**</b>
<b>m<sup>2</sup> / pal</b> sqm / pal	<b>58,32 / 68,04**</b>	<b>58,32 / 68,04**</b>
<b>kg / pal</b> kg / pal	<b>1213 / 1338**</b>	<b>1213 / 1338**</b>

Outros / Others

Rodapé / Skirting

**7,5x44**  
3"x17,3"

RNR16 / P11
RNR26 / P11
RNR76 / P11
RNR46 / P11



nordic beige 20x90

\* Textura Antideslizante / Non Slip Finish

\*\* Produções a partir de 2023 / Productions from 2023

A Dominó recomenda a consulta dos esquemas e sugestões de aplicação, presentes na página 282 / Dominó recommends consulting the diagrams and application suggestions, provided on page 282



## feel good

### Informação Técnica / Technical Information

**HARDLINE**  
Grés Porcelanato Vidrado  
Glazed Porcelain Tiles

**4**  
Resistência à Abrasão  
Abrasion Resistance

**V2**  
Destonificação  
Shading Variations

**R10**  
Resistência ao Escorregamento  
Anti-Slip Resistance

**PTV > 36**  
Baixo Risco de Escorregamento  
Low Slip Potential


### Acabamento / Finish

**Mate** / Matte

### Aplicação / Application

**Interior, Exterior**

### Cores / Colors




Caviar



Milk



Tea



Nut



Caramel

### Formatos / Sizes



20x90  
7,9"x35,4"



14,5x88,2  
5,7"x34,7"



feel good

Mate / Matte



feel good nut 14,5x88,2



feel good caramel 14,5x88,2

feel good

Mate / Matte



feel good nut 20x90



feel good milk 14,5x88,2



# feel good

Mate / Matte

Cores / Colors



Caviar Milk Tea Nut Caramel

Formatos / Sizes



20x90  
7,9"x35,4"



14,5x88,2  
5,7"x34,7"

Outros / Others

Rodapé / Skirting



7,5x44  
3"x17,3"

	OD16 / M19	OD12 / M21	ROD19 / P10
	OD06 / M19	OD02 / M21	ROD09 / P10
	OD26 / M19	OD22 / M21	ROD29 / P10
	OD46 / M19	OD42 / M21	ROD49 / P10
	OD76 / M19	OD72 / M21	ROD79 / P10
<b>espessura (mm)</b> thickness (mm)	9	10,5	
<b>m<sup>2</sup> / caixa</b> sqm / box	1,26	1,02	
<b>m<sup>2</sup> / pal</b> sqm / pal	68,04	53,04	
<b>kg / pal</b> kg / pal	1338	1250	



feel good tea 14,5x88,2



## topdeck / prodeck

### Informação Técnica / Technical Information

**HARDLINE**  
Grés Porcelanato Vidrado  
Glazed Porcelain Tiles

**4**  
Resistência à Abrasão  
Abrasion Resistance

**V1**  
Destonificação  
Shading Variations

**R12**  
Resistência ao Escorregamento  
Anti-Slip Resistance

**PTV > 36**  
Baixo Risco de Escorregamento  
Low Slip Potential


### Acabamento / Finish

Mate / Matte

### Aplicação / Application

Interior, Exterior


### Cores / Colors




Topdeck Grey




Topdeck Brown




Topdeck Wengué



Prodeck Grey



Prodeck Brown



Prodeck Wengué

### Formatos / Sizes




20x90  
7,9"x35,4"



15x60  
5,9"x23,6"

topdeck / prodeck

Mate / Matte



# topdeck / prodeck


Mate / Matte

Cores / Colors




Topdeck Grey 



Topdeck Brown 



Topdeck Wengué 



Prodeck Grey

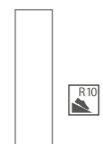


Prodeck Brown



Prodeck Wengué

Formatos / Sizes




20x90  
7,9"x35,4"



15x60  
5,9"x23,6"



Topdeck Grey	OK16 / M19	-
Topdeck Brown	OK46 / M19	-
Topdeck Wengué	OK49 / M19	-
Prodeck Grey	-	DK11 / M18
Prodeck Brown	-	DK41 / M18
Prodeck Wengué	-	DK47 / M18
<b>espessura (mm)</b> thickness (mm)	9	9,3 / 9*
<b>m<sup>2</sup> / caixa</b> sqm / box	1,26	1,08 / 1,08*
<b>m<sup>2</sup> / pal</b> sqm / pal	68,04	43,20 / 43,20*
<b>kg / pal</b> kg / pal	1338	884 / 857*



prodeck brown 15x60



roc pearl 60x60



## roc

### Informação Técnica / Technical Information

**HARDLINE**  
Grês Porcelanato Vidrado  
Glazed Porcelain Tiles

**4**  
Resistência à Abrasão  
Abrasion Resistance

**V4**  
Destonificação  
Shading Variations


### Acabamento / Finish

**Mate** / Matte

### Aplicação / Application

**Interior, Exterior**


### Cores / Colors



Pearl



Grey



Gold

### Formatos / Sizes



**60x60**  
23,6" x 23,6"



**30x60**  
11,8" x 23,6"



**16,5x33**  
6,5" x 13"

# ROC

Mate / Matte

## Cores / Colors



Pearl



Grey



Gold

## Decors



Mosaico Roc Pearl ERC06  
30x30 - 11,8"x11,8" / P26



Mosaico Roc Grey ERC16  
30x30 - 11,8"x11,8" / P26



Mosaico Roc Gold ERC76  
30x30 - 11,8"x11,8" / P26

## Formatos / Sizes



60x60  
23,6"x23,6"



30x60  
11,8"x23,6"



16,5x33  
6,5"x13"

	Pearl	Grey	Gold
	RC09 / M18	RC19 / M18	RC79 / M18
	RC06 / M14	RC16 / M14	RC76 / M14
	RC02 / M16	RC12 / M16	RC72 / M16
espessura (mm) thickness (mm)	8	8	8,5
m <sup>2</sup> / caixa sqm / box	1,44	1,62	0,66
m <sup>2</sup> / pal sqm / pal	46,08	64,80	45,54
kg / pal kg / pal	803	1139	727

## Outros / Others

### Rodapé / Skirting



8x60  
3,1"x23,6"

RRC09 / P13	DRC06 / P45
RRC19 / P13	DRC16 / P45
RRC79 / P13	DRC76 / P45

### Degrau / Step



30x60  
11,8"x23,6"



roc pearl 60x60  
roc pearl 16,5x33



portú beige 16,5x33  
portú multicolor 16,5x33



## portú

### Informação Técnica / Technical Information

**HARDLINE**  
Grés Porcelanato Vidrado  
Glazed Porcelain Tiles

**4**  
Resistência à Abrasão  
Abrasion Resistance

**V4**  
Destonificação  
Shading Variations

**R10**  
Resistência ao Escorregamento  
Anti-Slip Resistance

**PTV > 36**  
Baixo Risco de Escorregamento  
Low Slip Potential


### Acabamento / Finish

**Mate** / Matte

### Aplicação / Application

**Interior, Exterior**

### Cores / Colors



White



Beige



Multicolor

### Formatos / Sizes



16,5x33  
6,5"x13"

# portú

Mate / Matte

## Cores / Colors



White



Beige



Multicolor

## Formatos / Sizes



16,5x33  
6,5"x13"

Pearl	PO02 / M16
Grey	PO22 / M16
Anthracite	PO42 / M16
espessura (mm) thickness (mm)	8,5
m <sup>2</sup> / caixa sqm / box	0,66
m <sup>2</sup> / pal sqm / pal	45,54
kg / pal kg / pal	727



portú white 16,5x33





garland grey 45x45



## garland

### Informação Técnica / Technical Information

**HARDLINE**  
Grés Porcelanato Vidrado  
Glazed Porcelain Tiles

**5**  
Resistência à Abrasão  
Abrasion Resistance

**V4**  
Destonificação  
Shading Variations

**R11**  
Resistência ao Escorregamento  
Anti-Slip Resistance

**PTV > 36**  
Baixo Risco de Escorregamento  
Low Slip Potential

### Acabamento / Finish

**Mate** / Matte


### Aplicação / Application

**Interior, Exterior**


### Cores / Colors



Grey

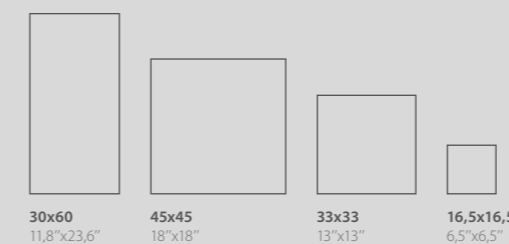


Stone



Pearl

### Formatos / Sizes



**garland**  
Mate / Matte



garland  
Mate / Matte



garland stone 33x33



garland stone 30x60

# garland

Mate / Matte

## Cores / Colors



Grey




Stone



Pearl

## Decors



Mosaico Garland Grey ERL11  
33x33 - 13"x13" / P26



Mosaico Garland Stone ERL60  
33x33 - 13"x13" / P26



Mosaico Garland Pearl ERL01  
33x33 - 13"x13" / P26

## Formatos / Sizes



30x60  
11,8"x23,6"



45x45  
18"x18"



33x33  
13"x13"



16,5x16,5  
6,5"x6,5"

	30x60 11,8"x23,6"	45x45 18"x18"	33x33 13"x13"	16,5x16,5 6,5"x6,5"
Grey	RL13 / M15	RL15 / M15	RL11 / M11	RL16 / M18
Stone	RL63 / M15	RL65 / M15	RL60 / M11	RL66 / M18
Pearl	RL03 / M15	RL05 / M15	RL01 / M11	RL06 / M18
espessura (mm) thickness (mm)	8,5 / 8,0*	9 / 8**	7,8	7,8
m <sup>2</sup> / caixa sqm / box	1,44 / 1,62*	1,00 / 1,62**	1,40	0,66
m <sup>2</sup> / pal sqm / pal	57,60 / 64,80*	68,00 / 71,28**	64,40	47,52
kg / pal kg / pal	1077 / 1139*	1349 / 1222**	1089	797

## Outros / Others

### Rodapé / Skirting



7,5x33  
3"x13"

### Degrau / Step



33x33  
13"x13"

RRL11 / P03	DRL11 / P35
RRL60 / P03	DRL60 / P35
RRL01 / P03	DRL01 / P35



garland pearl 45x45

\* Produções a partir de 2023 / Productions from 2023  
\*\* Produções a partir de 2021 / Productions from 2021

# forma

Mate / Matte

Cores / Colors



Pearl



Grey




Anthracite

Formatos / Sizes



29,4x59  
11,6"x23,2"

Pearl	FM07 / C06
Grey	FM17 / C06
Anthracite	FM97 / C06
espessura (mm) thickness (mm)	9
m <sup>2</sup> / caixa sqm / box	1,39
m <sup>2</sup> / pal sqm / pal	44,48
kg / pal kg / pal	895



forma anthracite 29,4x59



## paint

### Informação Técnica / Technical Information

**HARDLINE**  
Grés Porcelanato Vidrado  
Glazed Porcelain Tiles

**V4** Destonificação  
Shading Variations

### Acabamento / Finish

**Mate** / Matte

### Aplicação / Application

**Interior, Exterior**

### Cores / Colors



Cream



Grey

### Formatos / Sizes



33x33  
13"x13"

# paint

Mate / Matte

## Cores / Colors




Cream



Grey

## Decors



Mosaico Paint Cream EPT20  
33x33 - 13"x13" / P29



Mosaico Paint Grey EPT10  
33x33 - 13"x13" / P29

## Formatos / Sizes



33x33  
13"x13"

Cream	PT20 / M13
Grey	PT10 / M13
espessura (mm) thickness (mm)	7,8
m <sup>2</sup> / caixa sqm / box	1,40
m <sup>2</sup> / pal sqm / pal	64,40
kg / pal kg / pal	1089



paint cream 33x33

# santa fé

Mate / Matte

Cores / Colors



Verde



Castanho



Dourado






Bege




Branco



Formatos / Sizes

	 33x33 13"x13"	 16,5x33 6,5"x13"	 16,5x16,5 6,5"x6,5"
Verde	TF60 / M13	TF63 / M16	TF66 / M19
Castanho	TF40 / M13	TF43 / M16	TF46 / M19
Dourado	TF70 / M13	TF73 / M16	TF76 / M19
Bege	TF20 / M13	TF23 / M16	TF26 / M19
Branco	TF01 / M13	TF03 / M16	TF06 / M19
espessura (mm) thickness (mm)	9	9	9
m <sup>2</sup> / caixa sqm / box	1,40	1,20	0,66
m <sup>2</sup> / pal sqm / pal	64,40	43,20	47,52
kg / pal kg / pal	1147	740	897

Outros / Others

Rodapé / Skirting
 7,5x33 3"x13"
R3TF60 / P03
R3TF40 / P03
R3TF70 / P03
R3TF20 / P03
R3TF01 / P03

Mesma espessura para todas as medidas / Same thickness for all measures



santa fé bege 33x33  
santa fé bege 16,5x33  
santa fé bege 16,5x16,5



---

**revestimento** / wall tiles




look grey 34x91,5  
look oxide blue 34x91,5  
urban anthracite 60x60



look blue 34x91,5

## look

### Informação Técnica / Technical Information

 Revestimento Pasta Branca  
White Body Wall Tiles


### Acabamento / Finish

Mate / Matte

### Aplicação / Application

Interior


### Cores / Colors




Blue




Green



Cherry



Grey



White



Beige

### Formatos / Sizes



34x91,5  
13,4"x36"

look  
Mate / Matte



look cherry 34x91,5  
look line beige 34x91,5  
lisbon craft 60x60

**look**  
Mate / Matte



look green 34x91,5  
look white 34x91,5  
lisbon beige 60x60



look oxide green 34x91,5

## Cores / Colors




Blue



Grey




Green



White



Cherry



Beige

## Formatos / Sizes



34x91,5  
13,4"x36"



60x60  
23,6"x23,6"

Blue	LK58R / R19	-
Green	LK68R / R19	-
Cherry	LK88R / R20	-
Grey	LK18R / R19	-
White	LK08R / R19	-
Beige	LK28R / R19	-
Lisbon Beige	-	LI29 / M18
Lisbon Craft	-	LI49 / M18
espessura (mm) thickness (mm)	10	9 / 8*
m <sup>2</sup> / caixa sqm / box	1,24	1,08 / 1,44*
m <sup>2</sup> / pal sqm / pal	59,52	34,56 / 46,08*
kg / pal kg / pal	1103	682 / 803*

\* Produções a partir de 2023 / Productions from 2023

## Decors



Look Oxide Blue LK54R  
34x91,5 . 13,4"x36" / R20

€/m<sup>2</sup>




Look Line White LK03R  
34x91 . 13,4"x36" / R20

€/m<sup>2</sup>



Look Oxide Green LK64R  
34x91,5 . 13,4"x36" / R20

€/m<sup>2</sup>




Look Line Beige LK23R  
34x91 . 13,4"x36" / R20

€/m<sup>2</sup>

## Combinação Cerâmica Recomendada / Recommended Ceramic Tiles Combination



Blue



White



Oxide Blue

urban (pág.66)



Light Grey

feel good (pág.86)



Anthracite




Milk



Caviar



Grey



White

urban (pág.66)



Light Grey



Anthracite



Milk



Caviar



Green



White



Oxide Green

feel good (pág.86)




Tea



Caramel



Beige



Craft

lisbon (pág.133)



Cherry



White

feel good (pág.86)




Tea



Caramel



Beige



Craft

lisbon (pág.133)

## Pavimento Coordenado / Matching Floor



Lisbon Beige



Lisbon Craft



# one

## Informação Técnica / Technical Information



Revestimento Pasta Branca  
White Body Wall Tiles


## Acabamento / Finish

Mate / Matte


## Aplicação / Application

Interior


## Cores / Colors



White



Beige



Grey

## Formatos / Sizes



34x91,5  
13,4"x36"



32,5x90  
12,8"x35,4"

one beige 34x91,5  
one wave beige 34x91,5  
nordic caramel 20x90

one

Matte



one white 34x91,5  
one shapes colors 34x91,5  
nordic brown 20x90



**one**  
Mate / Matte



one white 34x91,5  
one wave grey 34x91,5  
nordic grey 20x90



**one**  
Mate / Matte



one wave grey 34x91,5  
nordic grey 20x90



one tropical grey 34x91,5


Cores / Colors



White



Beige



Grey

Formatos / Sizes



34x91,5  
13,4"x36"




32,5x90  
12,8"x35,4"

White	ON08R / R19	ON09R / R21
Beige	ON28R / R19	ON29R / R21
Grey	ON18R / R19	ON19R / R21
espessura (mm) thickness (mm)	11 / 10*	11 / 10*
m <sup>2</sup> / caixa sqm / box	1,24	1,17
m <sup>2</sup> / pal sqm / pal	24,80 / 59,52*	23,40 / 56,16*
kg / pal kg / pal	519 / 1103*	489 / 1037*

\* Produções a partir de 2023 / Productions from 2023

Decors



One Wave White ON05R  
34x91,5 . 13,4"x36" / R20



One Shapes Colors ON41R  
34x91,5 . 13,4"x36" / R20



One Shapes Colors ON42R  
32,5x90 . 12,8"x35,4" / R22



One Wave Grey ON15R  
34x91,5 . 13,4"x36" / R20



One Tropical Grey ON17R  
34x91,5 . 13,4"x36" / R20



One Tropical Grey ON16R  
32,5x90 . 12,8"x35,4" / R22



One Wave Beige ON25R  
34x91,5 . 13,4"x36" / R20



One Tropical Beige ON27R  
34x91,5 . 13,4"x36" / R20



One Tropical Beige ON26R  
32,5x90 . 12,8"x35,4" / R22



Pavimento Recomendado / Recommended Floor

ecoliving (pág.14)



Anthracite Dark Grey Pearl Greige Craft Fog Grey Anthracite Beige

on-road (pág.24)



urban (pág.66)



Black Anthracite Light Grey Beige Beige Brown Dark Brown

lodge (pág.74)

nordic (pág.80)



Grey Beige Caramel Brown

feel good (pág.86)




Caviar Nut Tea Caramel



uptown cherry 34x91,5  
 uptown white 34,91,5  
 uptown form wood 34x91,5  
 feel good caramel 14,5x88,2

# uptown

## Informação Técnica / Technical Information

 **Revestimento Pasta Branca**  
 White Body Wall Tiles


## Acabamento / Finish

**Mate** / Matte


## Aplicação / Application

**Interior**

## Cores / Colors




White



Cherry



Grey



Blue



Form White



Form Grey

## Formatos / Sizes



34x91,5  
 13,4"x36"

uptown

Mate / Matte



uptown white 34x91,5  
uptown blue 34,91,5  
uptown puzzle blue 34x91,5  
feel good nut 14,5x88,2

**uptown**  
Mate / Matte



uptown puzzle grey 34x91,5  
uptown form grey 34x91,5



uptown blue 34x91,5  
mosaico uptown blue 28,2x28,2

# uptown

Mate / Matte

## Cores / Colors



White



Cherry



Grey



Blue



Form White



Form Grey

## Formatos / Sizes



34x91,5  
13,4"x36"

White	UT01R / R19
Cherry	UT80R / R20
Grey	UT10R / R19
Blue	UT50R / R19
Form White	UT03R / R19
Form Grey	UT13R / R19
espessura (mm) thickness (mm)	11 / 10*
m <sup>2</sup> / caixa sqm / box	1,24
m <sup>2</sup> / pal sqm / pal	24,80 / 59,52*
kg / pal kg / pal	519 / 1103*

\* Produções a partir de 2023 / Productions from 2023

## Decors



Uptown Form Wood UT43R  
34x91,5 . 13,4"x36" / R20

€/m<sup>2</sup>



Mosaico Uptown Cherry EUT80  
28,2x28,2 . 11,1"x11,1" / P45



Mosaico Uptown Blue EUT50  
28,2x28,2 . 11,1"x11,1" / P45



Uptown Puzzle Blue UT54R  
34x91,5 . 13,4"x36" / R20


€/m<sup>2</sup>



Uptown Puzzle Grey UT14R  
34x91,5 . 13,4"x36" / R20

€/m<sup>2</sup>

## Combinação Cerâmica Recomendada / Recommended Ceramic Tiles Combination



Cherry

White

Form Wood

urban (pág.66)

feel good (pág.86)



Anthracite

Black

Milk

Caramel



Grey

White

Puzzle Grey

urban (pág.66)

feel good (pág.86)




Anthracite

Black

Milk

Caviar



Blue

White

Mosaico Blue

urban (pág.66)

feel good (pág.86)



Black

Milk

Nut

Caramel







mood line grey 34x91,5  
 mood grey 34x91,5  
 mood grey 60x60



## mood

### Informação Técnica / Technical Information

 **Revestimento Pasta Branca**  
 White Body Wall Tiles

 **HARDLINE**  
 Grés Porcelanato Vidrado  
 Glazed Porcelain Tiles

### Acabamento / Finish

**Mate** / Matte


**Pavimento Mate** / Matte Floor

### Aplicação / Application

**Interior**

**Interior**

### Cores / Colors



Pearl



Grey



Beige



Line Pearl



Line Grey



Line Beige

### Formatos / Sizes



34x91,5  
 13,4"x36"



60x60  
 23,6"x23,6"

### Pavimento Coordenado / Matching Floor

**mood**

Mate / Matte



decor mood beige 34x91,5




mood grey 34x91,5



# mood

Mate / Matte

## Cores / Colors



Pearl




Line Pearl



Grey



Line Grey



Beige



Line Beige

## Formatos / Sizes



34x91,5  
13,4"x36"



60x60  
23,6"x23,6"

## Rodapé / Skirting


8x60  
3,1"x23,6"

Pearl	MO08R / R19	MO09 / M18	RMO09 / P13
Grey	MO18R / R19	MO19 / M18	RMO19 / P13
Beige	MO28R / R19	MO29 / M18	RMO29 / P13
Line Pearl	MO03R / R19	-	-
Line Grey	MO13R / R19	-	-
Line Beige	MO23R / R19	-	-
espessura (mm) thickness (mm)	11 / 10*	9 / 8*	
m <sup>2</sup> / caixa sqm / box	1,24	1,08 / 1,44*	
m <sup>2</sup> / pal sqm / pal	24,80 / 59,52*	34,56 / 46,08*	
kg / pal kg / pal	519 / 1103*	682 / 803*	

## Pavimento Coordenado / Matching Floor


## Outros / Others

## Decors



Decor Mood Beige MO25R  
34x91,5 - 13,4"x36" / R20

€/m<sup>2</sup>



Decor Mood Grey MO15R  
34x91,5 - 13,4"x36" / R20

€/m<sup>2</sup>


## Pavimento Coordenado / Matching Floor



Mood Pearl



Mood Grey



Mood Beige





geo grey 34x91,5  
 decor memory 34x91,5  
 lodge dark brown 19x118,2



## geo

### Informação Técnica / Technical Information

 **Revestimento Pasta Branca**  
 White Body Wall Tiles

 **HARDLINE**  
**Grês Porcelanato Vidrado**  
 Glazed Porcelain Tiles

### Acabamento / Finish

**Mate** / Matte

**Pavimento Mate** / Matte Floor

### Aplicação / Application


**Interior**

**Interior**


### Cores / Colors



Pearl



Beige



Grey

### Formatos / Sizes



34x91,5  
 13,4"x36"

### Pavimento Coordenado / Matching Floor



60x60  
 23,6"x23,6"



geo  
Mate / Matte

geo beige 34x91,5  
decor spine beige 34x91,5  
geo beige 60x60



geo spine beige 34x91,5

Cores / Colors



Pearl



Beige




Grey

Decors



Decor Spine Beige GE22R  
34x91,5 . 13,4"x36" / R20

€/m<sup>2</sup>




Mosaico Spine Beige EGE22  
29,7x29,7 . 11,7"x11,7" / P33



Decor Spine Grey GE12R  
34x91,5 . 13,4"x36" / R20

€/m<sup>2</sup>



Mosaico Spine Grey EGE12  
29,7x29,7 . 11,7"x11,7" / P33



Decor Memory GE25R  
34x91,5 . 13,4"x36" / R20

€/m<sup>2</sup>

Formatos / Sizes

Pavimento Coordenado / Matching Floor

Outros / Others



34x91,5  
13,4"x36"



60x60  
23,6"x23,6"




8x60  
3,1"x23,6"


Rodapé / Skirting

Pearl	GE01R / R19	GE09 / M18	RGE09 / P13
Beige	GE20R / R19	GE29 / M18	RGE29 / P13
Grey	GE10R / R19	GE19 / M18	RGE19 / P13
espessura (mm) thickness (mm)	11 / 10*	9 / 8*	
m <sup>2</sup> / caixa sqm / box	1,24	1,08 / 1,44*	
m <sup>2</sup> / pal sqm / pal	24,80 / 59,52*	34,56 / 46,08*	
kg / pal kg / pal	519 / 1103*	682 / 803*	

Pavimento Coordenado / Matching Floor



Pearl



Beige



Grey





broadway beige 34x91,5  
 broadway scratch beige 2 34x91,5  
 broadway beige 60x60



## broadway

### Informação Técnica / Technical Information

 **Revestimento Pasta Branca**  
 White Body Wall Tiles

 **HARDLINE**  
 Grés Porcelanato Vidrado  
 Glazed Porcelain Tiles

### Acabamento / Finish

**Mate** / Matte

**Pavimento Mate** / Matte Floor

### Aplicação / Application

**Interior**

**Interior**

### Cores / Colors



Beige



Grey

### Formatos / Sizes



34x91,5  
 13,4"x36"

### Pavimento Coordenado / Matching Floor



60x60  
 23,6"x23,6"

# broadway

Mate / Matte



broadway grey 34x91,5  
broadway scratch grey 2 34x91,5  
broadway light grey 60x60



broadway scratch grey 2 34x91,5

# broadway

Mate / Matte

## Cores / Colors



Beige




Grey

## Decors



Broadway Scratch Beige 1 BW23R  
34x91,5 - 13,4"x36" / R20

€/m<sup>2</sup>



Broadway Scratch Grey 1 BW13R  
34x91,5 - 13,4"x36" / R20

€/m<sup>2</sup>



Broadway Scratch Beige 2 BW24R  
34x91,5 - 13,4"x36" / R20

€/m<sup>2</sup>



Broadway Scratch Grey 2 BW14R  
34x91,5 - 13,4"x36" / R20

€/m<sup>2</sup>

## Formatos / Sizes



34x91,5  
13,4"x36"

Beige	BW28R / R19
Grey	BW18R / R19
espessura (mm) thickness (mm)	11 / 10*
m <sup>2</sup> / caixa sqm / box	1,24
m <sup>2</sup> / pal sqm / pal	24,80 / 59,52*
kg / pal kg / pal	519 / 1103*

## Pavimento Coordenado / Matching Floor



60x60  
23,6"x23,6"

Beige	BW29 / M18
Light Grey	BW13 / M18
	9 / 8*
	1,08 / 1,44*
	34,56 / 46,08*
	682 / 803*

## Outros / Others


Rodapé / Skirting



8x60  
3,1"x23,6"

Beige	RBW29 / P13
Light Grey	RBW13 / P13

## Pavimento Coordenado / Matching Floor



Beige



Light Grey




decor step beige 34x91,5  
pura scribble beige 34x91,5



decor step beige 34x91,5  
pura scribble beige 34x91,5  
pura beige 34x91,5

## pura

**Informação Técnica** / Technical Information

 **Revestimento Pasta Branca**  
White Body Wall Tiles


**Acabamento** / Finish

**Mate** / Matte


**Aplicação** / Application

**Interior**

**Cores** / Colors



White



Beige



Scribble White



Scribble Beige

**Formatos** / Sizes



34x91,5  
13,4"x36"



**pura**  
Mate / Matte



pura white 34x91,5  
pura petroleum 29,4x59  
mosaico pura petroleum 30x30  
traffic soft preto 45x45

**pura**  
Mate / Matte




pura petroleum 29,4x59  
mosaico pura petroleum 30x30



pura white 34x91,5  
traffic soft preto 45x45

Cores / Colors



White



Scribble White



Beige



Scribble Beige

Formatos / Sizes



34x91,5  
13,4"x36"


White	PR01R / R19
Scribble White	PR02R / R19
Beige	PR20R / R19
Scribble Beige	PR22R / R19
espessura (mm) thickness (mm)	11 / 10*
m <sup>2</sup> / caixa sqm / box	1,24
m <sup>2</sup> / pal sqm / pal	24,80 / 59,52*
kg / pal kg / pal	519 / 1103*

\* Produções a partir de 2023 / Productions from 2023


Decors



Decor Step White PR03R  
34x91,5 . 13,4"x36" / R20



Pura Petroleum 2 EPR56  
29,4x59 . 11,6 x23,2" / E62



Mosaico Pura Petroleum 1 EPR55  
30x30 . 11,8"x11,8" / E60



Listelo Medici Platinum LFC10  
3,5x33,3 . 1,4"x13,1" / P28



Decor Step Beige PR23R  
34x91,5 . 13,4"x36" / R20



Pavimento Recomendado / Recommended Floor

ecoliving (pág.14)



Anthracite Dark Grey Pearl Greige Craft

on-road (pág.24)



Fog Grey Anthracite Beige

urban (pág.66)



Black Anthracite Light Grey Beige

mundi (pág.214)



Grey Beige

traffic (pág.257)



Soft Preto

As peças decoradas podem sofrer alteração de tonalidade em relação à base respectiva. / Tonality in decorated pieces might differ from the original.



absolute cube white 32,5x90



absolute white 32,5x90  
absolute cube white 32,5x90  
absolute white glossy 44x44

# absolute

## Informação Técnica / Technical Information

**Revestimento Pasta Branca**  
White Body Wall Tiles

**Pavimento Grés Vidrado Pasta Branca**  
Glazed White Body Floor Tiles

**HARDLINE**  
**Grés Porcelanato Vidrado**  
Glazed Porcelain Tiles

## Acabamento / Finish

**Brilho / Glossy**

**Pavimento Brilho / Glossy Floor**

**Pavimento Mate / Matt Floor**

## Aplicação / Application

**Interior**

## Cores / Colors



White



Vennato



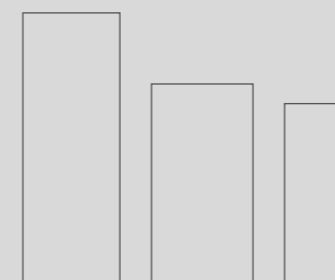
Black



Universe

## Formatos / Sizes


## Pavimento / Floor



32,5x90  
12,8"x35,4"

34x66,5  
13,4"x26,2"

20x60  
7,9"x23,6"



30x60  
11,8"x23,6"

45x45  
18"x18"

44x44  
17,3"x17,3"

**absolute**

Brilho / Glossy



**absolute**  
Brilho / Glossy



absolute vennato 32,5x90  
nordic brown 20x90



absolute vennato 32,5x90

# absolute

Brilho / Glossy

## Coors / Colors



White



Black



Vennato




Universe

## Decors



Absolute Cube White AB08R  
32,5x90 . 12,8"x35,4" / R22

€/m<sup>2</sup>



Decor Mosaico Absolute AB04R  
34x66,5 . 13,4"x26,2" / R17

€/m<sup>2</sup>



Absolute Chevron Black AB91R  
32,5x90 . 12,8"x35,4" / R21

€/m<sup>2</sup>



Absolute Turn Vennato AB02R  
34x66,5 . 13,4"x26,2" / R17

€/m<sup>2</sup>

## Formatos / Sizes

	32,5x90 12,8"x35,4"	34x66,5 13,4"x26,2"	20x60 7,9"x23,6"	30x60 11,8"x23,6"	45x45 18"x18"	44x44 17,3"x17,3"
White	AB09R / R21	AB03R / R16	AB06R / R15	AB06 / M14	AB05 / M14	AB04 / M19
Black	AB99R / R21	-	-	-	-	-
Vennato	AB07R / R21	AB05R / R16	-	-	AB03 / M14	AB02 / M19
Universe	AB57R / R21	-	-	-	-	AB52 / M19
espessura (mm) thickness (mm)	11 / 10*	10 / 9**	10	8,5 / 8*	9 / 8**	9 / 8**
m <sup>2</sup> / caixa sqm / box	1,17	1,13 / 1,36**	0,96	1,44 / 1,62	1,00 / 1,62**	0,97 / 1,16**
m <sup>2</sup> / pal sqm / pal	23,40 / 56,16*	45,20 / 54,40**	46,08	57,60 / 64,80*	68,00 / 71,28**	64,02 / 76,56**
kg / pal kg / pal	489 / 1037*	840 / 843**	740	1077 / 1139	1349 / 1222**	1260 / 1336**


## Pavimento Coordenado / Matching Floor

## Outros / Others

Rodapé / Skirting	Rodapé / Skirting
7,5x45 3"x18"	7,5x44 3"x17,3"
RAB05 / P06	RAB04 / P06
-	-
RAB03 / P06	RAB02 / P06
-	RAB52 / P06

\* Produções a partir de 2023 / Productions from 2023  
\*\* Produções a partir de 2021 / Productions from 2021

## Pavimento Coordenado / Matching Floor



White Glossy



Vennato



Universe



White

## Pavimento / Floor




cube branco brilho 32,5x90  
feel good caramél 14,5x88,2



## natura / cube / salerno

### Informação Técnica / Technical Information



Revestimento Pasta Branca  
White Body Wall Tiles


### Acabamento / Finish

Brilho / Glossy


### Aplicação / Application

Interior

### Cores / Colors



Natura Branco Mate




Natura Branco Brilho




Cube Branco Mate



Cube Branco Brilho



Salerno Branco Mate



Salerno Branco Brilho

### Formatos / Sizes



34x91,5  
13,4"x36"



32,5x90  
12,8"x35,4"



34x66,5  
13,4"x26,2"



20x60  
7,9"x23,6"




20x40  
7,9"x15,7"




# natura / cube / salerno

Brilho / Glossy


Cores / Colors




Natura Branco Brilho




Natura Branco Mate




Cube Branco Brilho



Cube Branco Mate



Salerno Branco Brilho



Salerno Branco Mate

Formatos / Sizes

	34x91,5 13,4"x36"	32,5x90 12,8"x35,4"	34x66,5 13,4"x26,2"	20x60 7,9"x23,6"	20x40 7,9"x23,6"
Natura Branco Brilho	UNT02R / R19	NT02R / R21	NT04R / R16	NT06R / R15	-
Natura Branco Mate	UNT09R / R19	NT09R / R21	NT05R / R16	NT03R / R15	-
Cube Branco Brilho	-	CU02R / R21	-	-	-
Cube Branco Mate	-	CU09R / R21	-	-	-
Salerno Branco Brilho	-	-	-	-	SL07R / R06
Salerno Branco Mate	-	-	-	-	SL03R / R06
espessura (mm) thickness (mm)	11 / 10*	11 / 10*	10 / 9**	10	8
m <sup>2</sup> / caixa sqm / box	1,24	1,17	1,13 / 1,36**	0,96	0,88
m <sup>2</sup> / pal sqm / pal	24,80 / 59,52*	23,40 / 56,16*	45,20 / 54,40**	46,08	63,36
kg / pal kg / pal	519 / 1103*	489 / 1037*	840 / 843**	740	840

\* Produções a partir de 2023 / Productions from 2023

\*\* Produções a partir de 2021 / Productions from 2021

Decors



Barra Hard Rock Preto 2 BHA93  
3,5x60 - 1,4"x23,6" / P15



Barra Hard Rock Branco 2 BHA03  
3,5x60 - 1,4"x23,6" / P15



Barra Lyra I BLY24  
5x32,5 - 2"x12,8" / P19



Barra Lyra II BLY56  
5x32,5 - 2"x12,8" / P19



Purito Natura PNT20  
1,2x32,5 - 0,5"x12,8" / P19



Barra Iris 7 BII70  
3,5x32,5 - 1,4"x12,8" / P29



Barra Iris 5 BII50  
3,5x32,5 - 1,4"x12,8" / P29

Pavimento Recomendado / Recommended Floor

on-road (pág.24)



Fog




Grey



Beige

newstreet (pág.34)




Night



Smoke



Grey




Fog



Pearl

urban (pág.66)



Black



Anthracite



Light Grey




Beige


lodge (pág.74)



Beige




Brown



Dark Brown

nordic (pág.80)



Grey



Beige



Caramel



Brown

feel good (pág.86)



Milk



Caviar



Nut



Tea



Caramel

As peças decoradas podem sofrer alteração de tonalidade em relação à base respectiva. / Tonality in decorated pieces might differ from the original.




mosaico cristal crema 32,5x32,5  
 cristal imperador 32,5x90  
 cristal crema 32,5x90




mosaico cristal crema 32,5x32,5  
 cristal imperador 32,5x90  
 cristal crema 32,5x90  
 cristal crema 44x44

## cristal

### Informação Técnica / Technical Information

 **Revestimento Pasta Branca**  
 White Body Wall Tiles

 **Pavimento Grés Vidrado Pasta Branca**  
 Glazed White Body Floor Tiles

### Acabamento / Finish

**Brilho / Glossy**


**Pavimento Brilho / Glossy Floor**

### Aplicação / Application

**Interior**

**Interior**


### Cores / Colors



Crema



Imperador



Travertino Bege



Travertino Noz

### Formatos / Sizes



32,5x90  
 12,8"x35,4"



33,3x50  
 13,1"x19,7"



45x45  
 18"x18"



44x44  
 17,3"x17,3"

### Pavimento Coordenado / Matching Floor

**crystal**  
Brilho / Glossy



crystal travertino noz 33,3x50  
crystal mosaico travertino 33,3x50  
crystal travertino noz 45x45

**crystal**  
Brilho / Glossy



crystal travertino bege 32,5x90  
crystal cube travertino 32,5x90



crystal mosaico travertino 33,3x50

# crystal

Brilho / Glossy

Cores / Colors



Crema



Imperador



Travertino Bege



Travertino Noz

Formatos / Sizes



32,5x90  
12,8"x35,4"



33,3x50  
13,1"x19,7"

	32,5x90 12,8"x35,4"	33,3x50 13,1"x19,7"
Crema	RT29R / R21	RT25R / R11
Imperador	RT49R / R21	RT45R / R11
Travertino Bege	RT27R / R21	RT23R / R11
Travertino Noz	RT47R / R21	RT43R / R11
espessura (mm) thickness (mm)	11 / 10*	8,5
m <sup>2</sup> / caixa sqm / box	1,17	1,67
m <sup>2</sup> / pal sqm / pal	23,40 / 56,16*	53,44
kg / pal kg / pal	489 / 1037*	784

Pavimento Coordenado / Matching Floor



45x45  
18"x18"



44x44  
17,3"x17,3"

	45x45 18"x18"	44x44 17,3"x17,3"
Crema	RT25 / M14	RT29 / M19
Imperador	RT45 / M14	RT49 / M19
Travertino Bege	RT23 / M14	RT27 / M19
Travertino Noz	RT43 / M14	RT47 / M19
espessura (mm) thickness (mm)	9 / 8**	9 / 8**
m <sup>2</sup> / caixa sqm / box	1,00 / 1,62**	0,97 / 1,16**
m <sup>2</sup> / pal sqm / pal	68,00 / 71,28**	64,02 / 76,56**
kg / pal kg / pal	1349 / 1222**	1260 / 1336**

Outros / Others

Rodapé / Skirting



7,5x45  
3"x18"

	7,5x45 3"x18"
Crema	RRT25 / P06
Imperador	RRT45 / P06
Travertino Bege	RRT23 / P06
Travertino Noz	RRT43 / P06

\* Produções a partir de 2023 / Productions from 2023  
\*\* Produções a partir de 2021 / Productions from 2021

Decors



Cristal Cube Crema RT48R  
32,5x90 . 12,8"x35,4" / R22

€/m<sup>2</sup>



Cristal Mosaico Crema RT44R  
33,3x50 . 13,1"x19,7" / R14

€/m<sup>2</sup>



Mosaico Cristal Crema ERT25  
32,5x32,5 . 12,8"x12,8" / P62



Cristal Cube Travertino RT28R  
32,5x90 . 12,8"x35,4" / R22

€/m<sup>2</sup>



Cristal Losango Crema RT46R  
33,3x50 . 13,1"x19,7" / R14

€/m<sup>2</sup>



Cristal Mosaico Travertino RT24R  
33,3x50 . 13,1"x19,7" / R14

€/m<sup>2</sup>




Mosaico Cristal Travertino ERT23  
32,5x32,5 . 12,8"x12,8" / P62



Cristal Losango Travertino RT26R  
33,3x50 . 13,1"x19,7" / R14

€/m<sup>2</sup>

Pavimento Coordenado / Matching Floor



Crema



Imperador



Travertino Bege



Travertino Noz

As peças decoradas podem sofrer alteração de tonalidade em relação à base respectiva. / Tonality in decorated pieces might differ from the original.




stella green 34x66,5  
nordic brown 20x90




decor fabric stella 34x66,5  
stella blue 34x66,5

## stella

### Informação Técnica / Technical Information

 **Revestimento Pasta Branca**  
White Body Wall Tiles

 **Pavimento Grés Vidrado Pasta Branca**  
Glazed White Body Floor Tiles

### Acabamento / Finish

**Brilho / Glossy**


**Pavimento Brilho / Glossy Floor**

### Aplicação / Application


**Interior**

**Interior**


### Cores / Colors




White



Orange



Blue



Green

### Formatos / Sizes



34x66,5  
13,4"x26,2"



45x45  
18"x18"

### Pavimento Coordenado / Matching Floor

stella  
Brilho / Glossy



stella green 34x66,5  
stella brick blue 34x66,5  
nordic brown 20x90

**stella**  
Brilho / Glossy



stella orange 34x66,5  
stella white 34x66,5  
decor hexa stella 34x66,5  
stella white 45x45





# stella

Brilho / Glossy


## Cores / Colors



Blue



Orange



Green



White

## Formatos / Sizes



34x66,5  
13,4"x26,2"



45x45  
18"x18"

Blue	SA55 / R17	-
Orange	SA75 / R17	-
Green	SA65 / R17	-
White	SA05 / R16	-
White	-	SA05 / M14
espessura (mm) thickness (mm)	9	8
m <sup>2</sup> / caixa sqm / box	1,36	1,62
m <sup>2</sup> / pal sqm / pal	54,40	71,28
kg / pal kg / pal	843	1222

## Pavimento Coordenado / Matching Floor

## Decors



Decor Fabric Stella SA52R  
34x66,5 . 13,4"x26,2" / R17

€/m<sup>2</sup>



Decor Hexa Stella SA72R  
34x66,5 . 13,4"x26,2" / R17


€/m<sup>2</sup>



Stella Brick Blue SA53R  
34x66,5 . 13,4"x26,2" / R17

€/m<sup>2</sup>

## Pavimento Coordenado / Matching Floor



White

## Pavimento Recomendado / Recommended Floor

### on-road (pág.24)



Beige

Fog

Grey

Anthracite

### urban (pág.66)



Beige

Light Grey

Anthracite

Black

### nordic (pág.80)



Grey

Beige

Caramel

Brown

As peças decoradas podem sofrer alteração de tonalidade em relação à base respectiva. / Tonality in decorated pieces might differ from the original.




decor tokyo brown 34x66,5  
newstreet pearl 60x60



tokyo pearl 34x66,5

## tokyo

### Informação Técnica / Technical Information



Revestimento Pasta Branca  
White Body Wall Tiles

### Acabamento / Finish

Mate / Matte


### Aplicação / Application

Interior

### Cores / Colors




Pearl



Brown



Green



Blue

### Formatos / Sizes



34x66,5  
13,4"x26,2"

tokyo  
Mate / Matte




tokyo pearl 34x66,5  
tokyo blue 34x66,5  
tokyo brick blue 34x66,5  
feel good milk 14,5x88,2

tokyo  
Mate / Matte




tokyo green 34x66,5  
muro tokyo pearl 34x65  
feel good nut 20x90



muro tokyo pearl 34x65

Cores / Colors



Pearl



Brown



Green



Blue

Formatos / Sizes



34x66,5  
13,4"x26,2"

Pearl	TK05R / R16
Brown	TK45R / R16
Blue	TK55R / R16
Green	TK65R / R16

espessura (mm) thickness (mm)	10 / 9*
m <sup>2</sup> / caixa sqm / box	1,13 / 1,36*
m <sup>2</sup> / pal sqm / pal	45,20 / 54,40*
kg / pal kg / pal	840 / 843*

Decors



34x66,5  
13,4"x26,2"



34x66,5  
13,4"x26,2"



33x33  
13"x13"

Brown	-	TK46R / R17	-
Brick Blue	-	TK53R / R17	-
Stripe Pearl	TK02R / R17	-	-
Paint Cream	-	-	PT20 / M13
Paint Grey	-	-	PT10 / M13

espessura (mm) thickness (mm)	10,3 / 10*	10 / 9*	7,8
m <sup>2</sup> / caixa sqm / box	1,13	1,13 / 1,36*	1,40
m <sup>2</sup> / pal sqm / pal	45,20	45,20 / 54,40*	64,40
kg / pal kg / pal	881 / 840*	840 / 843*	1089

\* Produções a partir de 2021 / Productions from 2021

Decors



Decor Tokyo Brown TK46R  
34x66,5 . 13,4"x26,2" / R17




Tokyo Stripe Pearl TK02R  
34x66,5 . 13,4"x26,2" / R17



Muro Tokyo Pearl ETK05  
34x65 . 13,4"x25,6" / P59




Tokyo Brick Blue TK53R  
34x66,5 . 13,4"x26,2" / R17



Muro Tokyo Blue ETK55  
34x65 . 13,4"x25,6" / P59



Paint Cream PT20  
33x33 . 13"x13" / M13



Mosaico Paint Cream EPT20  
33x33 . 13"x13" / P29




Paint Grey PT10  
33x33 . 13"x13" / M13



Mosaico Paint Grey EPT10  
33x33 . 13"x13" / P29

Combinação Cerâmica Recomendada / Recommended Ceramic Tiles Combination







mundi white 34x66,5  
mundi geom colors 34x66,5  
mundi grey 33x33



## mundi

### Informação Técnica / Technical Information

 **Revestimento Pasta Branca**  
White Body Wall Tiles

 **HARDLINE**  
Grés Porcelanato Vidrado  
Glazed Porcelain Tiles

### Acabamento / Finish

**Mate** / Matte


**Pavimento Mate** / Matte Floor

### Aplicação / Application

**Interior**

**Interior**

### Cores / Colors



White



Beige



Grey

### Formatos / Sizes



34x66,5  
13,4"x26,2"

### Pavimento / Floor



33x33  
13"x13"

**mundi**  
Mate / Matte



mundi beige 34x66,5  
mundi stripe beige 34x65  
mosaico mundi white 33x33  
feel good caramel 20x90

**mundi**  
Mate / Matte



decor trace 16,2x16,2




mundi white 34x66,5



# mundi

Mate / Matte

## Cores / Colors



White



Beige



Grey

## Formatos / Sizes



34x66,5  
13,4"x26,2"

White	MD01R / R16
Beige	MD20R / R16
Grey	MD10R / R16

espessura (mm) thickness (mm)	10 / 9*
----------------------------------	---------

m <sup>2</sup> / caixa sqm / box	1,13 / 1,36*
-------------------------------------	--------------

m <sup>2</sup> / pal sqm / pal	45,20 / 54,40*
-----------------------------------	----------------

kg / pal kg / pal	840 / 843*
----------------------	------------

## Decors



34x66,5  
13,4"x26,2"

Stripe White	MD03R / R17	-
Stripe Beige	MD23R / R17	-
Stripe Grey	MD13R / R17	-
Geom Colors	-	MD75R / R17

espessura (mm) thickness (mm)	10,3 / 10*	10 / 9*
----------------------------------	------------	---------

m <sup>2</sup> / caixa sqm / box	1,13	1,13 / 1,36*
-------------------------------------	------	--------------

m <sup>2</sup> / pal sqm / pal	45,20	45,20 / 54,40*
-----------------------------------	-------	----------------

kg / pal kg / pal	881 / 840*	840 / 843*
----------------------	------------	------------

## Pavimento / Floor



33x33  
13"x13"

Grey	MD10 / M13
Beige	MD20 / M13
	-
	-

espessura (mm) thickness (mm)	7,8
----------------------------------	-----


m <sup>2</sup> / caixa sqm / box	1,40
-------------------------------------	------

m <sup>2</sup> / pal sqm / pal	64,40
-----------------------------------	-------

kg / pal kg / pal	1089
----------------------	------

\* Produções a partir de 2021 / Productions from 2021

## Decors



Mundi Stripe White MD03R  
34x66,5 . 13,4"x26,2" / R17

€/m<sup>2</sup>




Mundi Geom Colors MD75R  
34x66,5 . 13,4"x26,2" / R17

€/m<sup>2</sup>




Mosaico Mundi White EMD01  
33x33 . 13"x13" / P55



Mundi Stripe Beige MD23R  
34x66,5 . 13,4"x26,2" / R17

€/m<sup>2</sup>




Decor Trace EMD26 \*\*  
16,2x16,2 . 6,4"x6,4" / P19

STOCK OFF



Mosaico Mundi Beige EMD20  
33x33 . 13"x13" / P55



Mosaico Mundi Grey EMD10  
33x33 . 13"x13" / P55



## Pavimento / Floor



Grey



Beige

## Pavimento Recomendado / Recommended Floor

ecoliving (pág.14)



Dark Grey

on-road (pág.24)



Craft

Fog



Fog

Grey




Grey

Beige



Beige

urban (pág.66)



Black

Anthracite



Anthracite

Light Grey




Light Grey

Beige




Beige

lodge (pág.74)



Beige




Brown



Dark Brown

nordic (pág.80)



Grey



Beige




Caramel



Brown


feel good (pág.86)



Caviar



Nut



Tea



Caramel

\*\* A Dominó recomenda a aplicação aleatória e aconselha a rotação das peças. / Domino recommends random application and advises the rotation of the tiles. As peças decoradas podem sofrer alteração de tonalidade em relação à base respectiva. / Tonality in decorated pieces might differ from the original.



matérica argila 34x66,5



decor cell argila 34x66,5

## matérica

### Informação Técnica / Technical Information

 **Revestimento Pasta Branca**  
White Body Wall Tiles


### Acabamento / Finish

**Mate** / Matte


### Aplicação / Application

**Interior**

### Cores / Colors




Gesso



Cimento



Chumbo



Argila

### Formatos / Sizes



34x66,5  
13,4"x26,2"

**matérica**


Mate / Matte



# matérica

Mate / Matte

Cores / Colors



Gesso



Chumbo



Cimento



Wall Gesso



Wall Chumbo



Argila



Brick Gesso\*



Brick Chumbo\*

Formatos / Sizes



34x66,5  
13,4"x26,2"

Gesso	MT01R / R16
Cimento	MT10R / R16
Chumbo	MT90R / R16
Argila	MT20R / R16
Wall Gesso	MT04R / R17
Wall Chumbo	MT94R / R17
Brick Gesso	MT03R / R17
Brick Chumbo	MT93R / R17
espessura (mm) thickness (mm)	10 / 9**
m <sup>2</sup> / caixa sqm / box	1,13 / 1,36**
m <sup>2</sup> / pal sqm / pal	45,20 / 54,40**
kg / pal kg / pal	840 / 843**

\* A Dominó recomenda a aplicação de junta com a mesma cor do material. / Dominó recommends using a joint grout in the same color as the tile.

\*\* Produções a partir de 2021 / Productions from 2021

Decors



Decor Cell Cimento MT12R  
34x66,5 . 13,4"x26,2" / R17

€/m<sup>2</sup>



Decor Cell Argila MT22R  
34x66,5 . 13,4"x26,2" / R17

€/m<sup>2</sup>

Pavimento Recomendado / Recommended Floor

ecoliving (pág.14)



Anthracite



Dark Grey



Fog



Grey



Beige



Night



Smoke



Grey



Fog

on-road (pág.24)



Grey



Light Grey



Beige



Caramel



Brown

newstreet (pág.34)

everstone (pág.60)



Anthracite



Grey



Black



Anthracite



Light Grey



Grey



Beige



Caramel



Brown

urban (pág.66)



Black



Anthracite



Light Grey



Beige




Caramel



Brown

nordic (pág.80)

feel good (pág.86)




Milk



Caviar



Nut



Tea




Caramel



## habitat

**Informação Técnica** / Technical Information

 **Revestimento Pasta Branca**  
White Body Wall Tiles


**Acabamento** / Finish

**Mate** / Matte

**Aplicação** / Application

**Interior**

**Cores** / Colors



Pearl



Beige

**Formatos** / Sizes



34x66,5  
13,4"x26,2"

habitat pearl 34x66,5  
habitat square pearl 34x66,5  
feel good milk 20x90

habitat  
Mate / Matte



habitat beige 34x66,5  
habitat stripe beige 34x66,5

habitat  
Mate / Matte



habitat beige 34x66,5  
habitat stripe beige 34x66,5



habitat square multicolor 34x66,5

# habitat

Mate / Matte

Cores / Colors



Pearl



Beige

Formatos / Sizes

Decors



34x66,5  
13,4"x26,2"



34x66,5  
13,4"x26,2"



34x66,5  
13,4"x26,2"

Pearl	HB01R / R16	Stripe Beige	HB23R / R17	-
Beige	HB20R / R16	Stripe Pearl	HB03R / R17	-
		Square Pearl	-	HB205R / R17
		Square Beige	-	HB25R / R17
		Square Multicolor	-	HB45R / R17
espessura (mm) thickness (mm)	10 / 9*		10,3 / 10*	10 / 9*
m <sup>2</sup> / caixa sqm / box	1,13 / 1,36*		1,13	1,13 / 1,36*
m <sup>2</sup> / pal sqm / pal	45,20 / 54,40*		45,20	45,20 / 54,40*
kg / pal kg / pal	840 / 843*		881 / 840*	840 / 843*

\* Produções a partir de 2021 / Productions from 2021

Decors



Habitat Stripe Beige HB23R  
34x66,5 . 13,4"x26,2" / R17

€/m<sup>2</sup>



Habitat Square Pearl HB05R  
34x66,5 . 13,4"x26,2" / R17

€/m<sup>2</sup>



Habitat Stripe Pearl HB03R  
34x66,5 . 13,4"x26,2" / R17

€/m<sup>2</sup>



Habitat Square Beige HB25R  
34x66,5 . 13,4"x26,2" / R17

€/m<sup>2</sup>



Habitat Square Multicolor HB45R  
34x66,5 . 13,4"x26,2" / R17


€/m<sup>2</sup>

Pavimento Recomendado / Recommended Floor

lodge (pág.74)



Beige




Brown



Dark Brown

nordic (pág.80)



Grey



Beige



Caramel



Brown

feel good (pág.86)



Milk



Caviar



Nut



Tea



Caramel

As peças decoradas podem sofrer alteração de tonalidade em relação à base respectiva. / Tonality in decorated pieces might differ from the original.






innova light grey 34x66,5



habitat stripe pearl 34x66,5

# innova

## Informação Técnica / Technical Information

 **Revestimento Pasta Branca**  
White Body Wall Tiles

## Acabamento / Finish

**Mate** / Matte

## Aplicação / Application

**Interior**

## Cores / Colors



Light Grey



Beige



Pearl

## Formatos / Sizes



34x66,5  
13,4"x26,2"

**innova**  
Mate / Matte



innova light grey 34x66,5  
habitat stripe pearl 34x66,5

## Cores / Colors



Light Grey



Beige



Pearl

## Formatos / Sizes



34x66,5  
13,4"x26,2"

Light Grey	IV10R / R16
Beige	IV20R / R16
Pearl	IV01R / R16
<b>espessura (mm)</b> thickness (mm)	10 / 9*
<b>m<sup>2</sup> / caixa</b> sqm / box	1,13 / 1,36*
<b>m<sup>2</sup> / pal</b> sqm / pal	45,20 / 54,40*
<b>kg / pal</b> kg / pal	840 / 843*

## Decors



34x66,5  
13,4"x26,2"

Stripe Pearl	HB03R / R17	-
Stripe Beige	HB23R / R17	-
Brick Grey	-	IV13R / R17
Brick Beige	-	IV23R / R17
<b>espessura (mm)</b> thickness (mm)	10,3 / 10*	10 / 9*
<b>m<sup>2</sup> / caixa</b> sqm / box	1,13	1,13 / 1,36*
<b>m<sup>2</sup> / pal</b> sqm / pal	45,20	45,20 / 54,40*
<b>kg / pal</b> kg / pal	881 / 840*	840 / 843*

\* Produções a partir de 2021 / Productions from 2021

## Decors



Habitat Stripe Pearl HB03R  
34x66,5 . 13,4"x26,2" / R17

€/m<sup>2</sup>



Innova Brick Grey IV13R  
34x66,5 . 13,4"x26,2" / R17

€/m<sup>2</sup>



Mosaico Innova Light Grey EIV10  
33x33 . 13"x13" / P52



Habitat Stripe Beige HB23R  
34x66,5 . 13,4"x26,2" / R17

€/m<sup>2</sup>



Innova Brick Beige IV23R  
34x66,5 . 13,4"x26,2" / R17

€/m<sup>2</sup>



Mosaico Innova Beige EIV20  
33x33 . 13"x13" / P52



Mosaico Innova Pearl EIV01  
33x33 . 13"x13" / P52

## Pavimento Recomendado / Recommended Floor


ecoliving (pág.14)



Anthracite



Dark Grey



Pearl



Greige



Craft

on-road (pág.24)



Fog



Grey



Anthracite



Beige

newstreet (pág.34)




Night



Smoke



Grey



Fog

everstone (pág.60)



Anthracite



Grey


As peças decoradas podem sofrer alteração de tonalidade em relação à base respectiva. / Tonality in decorated pieces might differ from the original.




halma bege 34x66,5  
halma tabaco 34x66,5  
halma turn tabaco 34x66,5  
nordic beige 20x90

## halma

### Informação Técnica / Technical Information

 **Revestimento Pasta Branca**  
White Body Wall Tiles

 **Pavimento Grés Vidrado Pasta Branca**  
Glazed White Body Floor Tiles

### Acabamento / Finish

**Brilho / Glossy**


**Pavimento Brilho / Glossy Floor**

### Aplicação / Application

**Interior**

**Interior**


### Cores / Colors



Branco



Cinza



Bege



Tabaco

### Formatos / Sizes



34x66,5  
13,4"x26,2"



45x45  
18"x18"

### Pavimento Coordenado / Matching Floor

# halma

Brilho / Glossy

## Cores / Colors



Branco



Bege




Cinza



Tabaco

## Decors



Halma Turn Cinza HM13R  
34x66,5 - 13,4"x26,2" / R17

€/m<sup>2</sup>



Halma Turn Tabaco HM43R  
34x66,5 - 13,4"x26,2" / R17

€/m<sup>2</sup>

## Formatos / Sizes

## Pavimento Coordenado / Matching Floor

## Outros / Others



34x66,5  
13,4"x26,2"



45x45  
18"x18"


### Rodapé / Skirting



7,5x45  
3"x18"

Branco	HM05R / R16	HM05 / M14	RHM05 / P06
Cinza	HM15R / R16	HM15 / M14	RHM15 / P06
Bege	HM25R / R16	HM25 / M14	RHM25 / P06
Tabaco	HM45R / R16	HM45 / M14	RHM45 / P06
espessura (mm) thickness (mm)	10 / 9*	9 / 8*	
m <sup>2</sup> / caixa sqm / box	1,13 / 1,36*	1,00 / 1,62*	
m <sup>2</sup> / pal sqm / pal	45,20 / 54,40*	68,00 / 71,28*	
kg / pal kg / pal	840 / 843*	1349 / 1222*	

## Pavimento Coordenado / Matching Floor



Branco



Cinza



Bege



Tabaco





legend cream 34x66,5  
 decor flecha cream 34x66,5  
 legend créam 45x45



## Legend

### Informação Técnica / Technical Information


**Revestimento Pasta Branca**  
 White Body Wall Tiles


**HARDLINE**  
**Grês Porcelanato Vidrado**  
 Glazed Porcelain Tiles

### Acabamento / Finish

**Mate** / Matte

**Pavimento Mate** / Matte Floor

### Aplicação / Application

**Interior**

**Interior**

### Cores / Colors



Light Grey



Grey



Light Cream



Cream

### Formatos / Sizes



34x66,5  
 13,4"x26,2"



45x45  
 18"x18"

### Pavimento Coordenado / Matching Floor

## Cores / Colors



Light Grey



Grey



Light Cream



Cream

## Formatos / Sizes



34x66,5  
13,4"x26,2"



45x45  
18"x18"

	34x66,5 13,4"x26,2"	45x45 18"x18"
Light Grey	LD10R / R16	-
Grey	LD17R / R16	LD15 / M14
Light Cream	LD20R / R16	-
Cream	LD27R / R16	LD25 / M14
espessura (mm) thickness (mm)	10 / 9*	9 / 8*
m <sup>2</sup> / caixa sqm / box	1,13 / 1,36*	1,00 / 1,62*
m <sup>2</sup> / pal sqm / pal	45,20 / 54,40*	68,00 / 71,28*
kg / pal kg / pal	840 / 843*	1349 / 1222*

## Pavimento Coordenado / Matching Floor

## Decors



Decor Flecha Grey LD11R  
34x66,5 - 13,4"x26,2" / R17

€/m<sup>2</sup>



Decor Flecha Cream LD21R  
34x66,5 - 13,4"x26,2" / R17

€/m<sup>2</sup>

## Pavimento Coordenado / Matching Floor



Grey



Cream




sicília branco liso brilho 33,3x50  
viva colors 33,3x50



## viva / sicília

**Informação Técnica** / Technical Information



Revestimento Pasta Branca  
White Body Wall Tiles

**Acabamento** / Finish

Brilho / Glossy

**Aplicação** / Application

Interior

**Cores** / Colors



Viva Blue




Viva Grey




Viva Cream




Viva Colors




Sicília Branco Liso  
Brilho



Sicília Cinza Brilho



Sicília Pergamon



Sicília Branco Liso  
Mate

**Formatos** / Sizes



33,3x50  
13,1"x19,7"

**Pavimento Coordenado** / Matching Floor



33,3x33,3  
13,1"x13,1"




# viva / sicília

Brilho / Glossy

## Coors / Colors




Viva Blue




Viva Grey




Viva Cream




Viva Colors




Sicília Branco Liso Brilho



Sicília Cinza Brilho



Sicília Pergamon



Sicília Branco Liso Mate

## Formatos / Sizes



33,3x50  
13,1"x19,7"

Viva Blue	VA50R / R13
Viva Grey	VA10R / R13
Viva Cream	VA20R / R13
Viva Colors	VA70R / R13
Sicília Branco Liso Brilho	SL09R / R10
Sicília Cinza Brilho	SL17R / R10
Sicília Pergamon	SL27R / R10
Sicília Branco Liso Mate	SL08R / R10
espessura (mm) thickness (mm)	Viva 9,5
	Sicília / Minimal 8,5
m <sup>2</sup> / caixa sqm / box	1,67
	1,67
m <sup>2</sup> / pal sqm / pal	46,76
	53,44
kg / pal kg / pal	720
	784

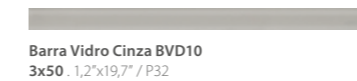
## Pavimento Coordenado / Matching Floor



33,3x33,3  
13,1"x13,1"

Linea Craft	NE40 / M12
Linea Anthracite	NE90 / M12
Linea Cinza	NE10 / M12
	-
	-
	-
	-
	-
	8,5
	1,44
	66,24
	1110

## Decors



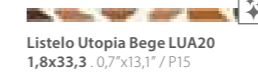
Barra Vidro Cinza BVD10  
3x50 . 1,2"x19,7" / P32



Barra Vidro Amarelo BVD70  
3x50 . 1,2"x19,7" / P32



Barra Vidro Craft BVD40  
3x50 . 1,2"x19,7" / P32



Listelo Utopia Bege LUA20  
1,8x33,3 . 0,7"x13,1" / P15



Listelo Utopia Azul LUA50  
1,8x33,3 . 0,7"x13,1" / P15

## Pavimento Coordenado / Matching Floor



Linea Craft



Linea Anthracite



Linea Cinza



---

**construcer**

ADVANCED CERAMICS

---

# titan

Mate / Matte

Cores / Colors



Titan Preto T193  
30x60 . 11,8"x23,6" / C01



Titan Branco T103  
30x60 . 11,8"x23,6" / C01



Formatos / Sizes



30x60  
11,8"x23,6"

espessura (mm) thickness (mm)	8,5 / 8*
m <sup>2</sup> / caixa sqm / box	1,44 / 1,62*
m <sup>2</sup> / pal sqm / pal	57,60 / 64,80*
kg / pal kg / pal	1077 / 1139*

\* Produções a partir de 2023 / Productions from 2023


# traffic

Mate / Matte


Cores / Colors



Traffic Soft Preto RF91  
30x60 . 11,8"x23,6" / C01



Traffic Soft Cinza RF11  
30x60 . 11,8"x23,6" / C01



Traffic Soft Preto URF95  
45x45 . 18"x18" / C01



Traffic Soft Cinza URF15  
45x45 . 18"x18" / C01




Rodapé Traffic Soft Preto RRF95  
7,5x45 . 3"x18" / E10



Rodapé Traffic Soft Cinza RRF15  
7,5x45 . 3"x18" / E10

Decors



Decor Traffic 1 ERF11  
29,4x29,4 . 11,6"x11,6" / E42



Decor Traffic 2 ERF22  
29,4x29,4 . 11,6"x11,6" / E42



Formatos / Sizes



30x60  
11,8"x23,6"



45x45  
18"x18"

espessura (mm) thickness (mm)	8,5 / 8*	9 / 8**
m <sup>2</sup> / caixa sqm / box	1,44 / 1,62*	1,00 / 1,62**
m <sup>2</sup> / pal sqm / pal	57,60 / 64,80*	68,00 / 71,28**
kg / pal kg / pal	1077 / 1139*	1349 / 1222**

\* Produções a partir de 2023 / Productions from 2023  
\*\* Produções a partir de 2021 / Productions from 2021

# SO

Mate / Matte

Cores / Colors




**So Grey SO19**  
60x60 . 23,6"x23,6" / M17



**Rodapé So Grey RSO19**  
8x60 . 3,1"x23,6" / P13



**So Beige SO29**  
60x60 . 23,6"x23,6" / M17



**Rodapé So Beige RSO29**  
8x60 . 3,1"x23,6" / P13

Formatos / Sizes



**60x60**  
23,6"x23,6"

<b>espessura (mm)</b> thickness (mm)	9 / 8*
<b>m<sup>2</sup> / caixa</b> sqm / box	1,08 / 1,44*
<b>m<sup>2</sup> / pal</b> sqm / pal	34,56 / 46,08*
<b>kg / pal</b> kg / pal	682 / 803*

\* Produções a partir de 2023 / Productions from 2023

# chiado

Mate / Matte

Cores / Colors




**Chiado Bege CH20**  
33x33 . 13"x13" / M10



**Chiado Pedra CH60**  
33x33 . 13"x13" / M10



**Chiado Branco CH01**  
33x33 . 13"x13" / M10



**Chiado Anthracite CH90**  
33x33 . 13"x13" / M10

Formatos / Sizes



**33x33**  
13"x13"

<b>espessura (mm)</b> thickness (mm)	8,5
<b>m<sup>2</sup> / caixa</b> sqm / box	1,40
<b>m<sup>2</sup> / pal</b> sqm / pal	64,40
<b>kg / pal</b> kg / pal	1107


# jerez / vidago / pedras salgadas

Mate / Matte

Cores / Colors



Jerez Castanho JZ43  
33x33 . 13"x13" / M10



Jerez Cinza JZ13  
33x33 . 13"x13" / M10



Jerez Bege JZ23  
33x33 . 13"x13" / M10

Cores / Colors



Vidago Cinza VG10  
33x33 . 13"x13" / M10



Vidago Bege VG20  
33x33 . 13"x13" / M10

Cores / Colors




Pedras Salgadas Cinza PG10  
33x33 . 13"x13" / M12



Pedras Salgadas Bege PG20  
33x33 . 13"x13" / M12

Formatos / Sizes

	 33x33 13"x13"
espessura (mm) thickness (mm)	8,5
m <sup>2</sup> / caixa sqm / box	1,40
m <sup>2</sup> / pal sqm / pal	64,40
kg / pal kg / pal	1100

# san marco

Mate / Matte

Cores / Colors



San Marco Castanho SM40  
33x33 . 13"x13" / M11



San Marco Carmim SM70  
33x33 . 13"x13" / M11



San Marco Bege SM20  
33x33 . 13"x13" / M11



San Marco Castanho Plus SM49  
33x33 . 13"x13" / M12



San Marco Carmim Plus SM79  
33x33 . 13"x13" / M12



San Marco Bege Plus SM29  
33x33 . 13"x13" / M12



Barra San Marco Castanho SM43  
16,5x33 . 6,5"x13" / M15



Barra San Marco Carmim SM73  
16,5x33 . 6,5"x13" / M15



Barra San Marco Bege SM23  
16,5x33 . 6,5"x13" / M15



Rodapé San Marco Castanho R3SM40  
7,5x33,3 . 3"x13,1" / P03






Rodapé San Marco Carmim R3SM70  
7,5x33,3 . 3"x13,1" / P03



Rodapé San Marco Bege R3SM20  
7,5x33,3 . 3"x13,1" / P03

Formatos / Sizes

	 33x33 13"x13"	 33x33 13"x13"	 16,5x33 6,5"x13"
espessura (mm) thickness (mm)	7,8	7,8	7,8
m <sup>2</sup> / caixa sqm / box	1,40	1,40	0,66
m <sup>2</sup> / pal sqm / pal	64,40	64,40	47,52
kg / pal kg / pal	1089	1089	865

\* Textura Antideslizante / Non Slip Finish

# terra

Mate / Matte

## Cores / Colors



Terra Castanho TA44  
33,3x33,3 . 13,1"x13,1" / M08



Terra Laranja TA74  
33,3x33,3 . 13,1"x13,1" / M08



Terra Bege TA24  
33,3x33,3 . 13,1"x13,1" / M08




Rodapé Terra Castanho R3TA44  
7,5x33,3 . 3"x13,1" / P03



Rodapé Terra Laranja R3TA74  
7,5x33,3 . 3"x13,1" / P03




Rodapé Terra Bege R3TA24  
7,5x33,3 . 3"x13,1" / P03



Degrau Terra Castanho D3TA44  
33,3x33,3 . 13,1"x 13,1" / P15



Degrau Terra Laranja D3TA74  
33,3x33,3 . 13,1"x13,1" / P15



Degrau Terra Bege D3TA24  
33,3x33,3 . 13,1"x13,1" / P15

## Formatos / Sizes




33,3x33,3  
13,1"x13,1"

espessura (mm) thickness (mm)	7,8
m <sup>2</sup> / caixa sqm / box	1,55
m <sup>2</sup> / pal sqm / pal	71,30
kg / pal kg / pal	1089


# vogue

Brilho / Glossy


## Cores / Colors



White



Grey



Cream

## Decors




Decor Mosaico Vogue VO42R  
34x66,5 . 13,4"x26,2" / R17

€/m<sup>2</sup>

## Pavimento Recomendado / Recommended Floor

### on-road (pág.24)



Fog




Grey



Beige

### urban (pág.66)



Black




Anthracite



Light Grey

### lodge (pág.74)



Beige



Brown



Dark Brown

### traffic (pág.257)




Soft Preto



Soft Cinza

### nordic (pág.80)



Grey



Beige




Caramel




Brown

### feel good (pág.86)



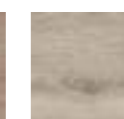
Milk



Caviar



Nut



Tea



Caramel

## Formatos / Sizes



34x66,5  
13,4"x26,2"

espessura (mm) thickness (mm)	10 / 9*
m <sup>2</sup> / caixa sqm / box	1,13 / 1,36*
m <sup>2</sup> / pal sqm / pal	45,20 / 54,40*
kg / pal kg / pal	840 / 843*

\* Produções a partir de 2021 / Productions from 2021

# everest

Mate / Matte


Cores / Colors



Everest White EV06R  
20x60 . 7,9"x23,6" / R16



Everest Grey EV16R  
20x60 . 7,9"x23,6" / R16



Everest Blue EV56R  
20x60 . 7,9"x23,6" / R16



Everest White Glossy EV02R  
20x60 . 7,9"x23,6" / R16



Everest Grey Glossy EV12R  
20x60 . 7,9"x23,6" / R16



Everest Blue Glossy EV52R  
20x60 . 7,9"x23,6" / R16

Cores / Colors



Everest White EV06  
30x60 . 11,8"x23,6" / M14



Everest Grey EV16  
30x60 . 11,8"x23,6" / M14



Everest Blue EV56  
30x60 . 11,8"x23,6" / M14



Rodapé Everest White REV06  
8x60 . 3,1"x23,6" / P13



Rodapé Everest Grey REV16  
8x60 . 3,1"x23,6" / P13



Rodapé Everest Blue REV56  
8x60 . 3,1"x23,6" / P13


Decors



Mosaico Everest White EEV06  
33x33 . 13"x13" / P26



Mosaico Everest Grey EEV16  
33x33 . 13"x13" / P26



Mosaico Everest Blue EEV56  
33x33 . 13"x13" / P26

Formatos / Sizes

	30x60 11,8"x23,6"	20x60 7,9"x23,6"
espessura (mm) thickness (mm)	9	10
m <sup>2</sup> / caixa sqm / box	1,26	0,96
m <sup>2</sup> / pal sqm / pal	50,40	46,08
kg / pal kg / pal	1000	740


# pisanino

Brilho / Glossy

Cores / Colors




Pisanino Preto PN91R  
33,3x50 . 13,1"x19,7" / R11




Pisanino Branco PN01R  
33,3x50 . 13,1"x19,7" / R10

Pavimento Coordenado / Matching Floor



Pisanino Preto PN91  
33,3x33,3 . 13,1"x13,1" / M08



Pisanino Branco PN01  
33,3x33,3 . 13,1"x13,1" / M07

Formatos / Sizes

	33,3x50 13,1"x19,7"
espessura (mm) thickness (mm)	8,5
m <sup>2</sup> / caixa sqm / box	1,67
m <sup>2</sup> / pal sqm / pal	53,44
kg / pal kg / pal	784

Pavimento Coordenado / Matching Floor

	33,3x33,3 13,1"x13,1"
espessura (mm) thickness (mm)	8,5
m <sup>2</sup> / caixa sqm / box	1,44
m <sup>2</sup> / pal sqm / pal	66,24
kg / pal kg / pal	1110





Packing List Prestige

formato formato format size format (cm)	espessura epaisseur thickness höhe (mm)	peça / caixa pieza / caja pièce / carton pieces / box stück / box	peças / m² piezas / m² pièces / m² pieces / sqm stück / m²	m² / caixa m² / caja m² / carton sqm / box m² / box	caixas / pal caja / pal carton / pal box / pal box / pal	m² / paleta m² / pal m² / pal sqm / pal m² / pal	kg / caixa kg / caja kg / carton kg / box kg / box	kg / pal
59x118,2	11 10*	2 2	1,43 1,43	1,39 1,39	28 30	38,92 41,70	36,34 33,04	1043 1016
19x118,2	11 10*	4 4	4,45 4,45	0,90 0,90	48 50	43,20 45,00	23,60 21,45	1158 1098
88,6x88,6	10,8 10*	2 2	1,30 1,30	1,57 1,57	20 22	31,40 34,54	40,50 37,50	835 850
44,2x88,6	10,8 10*	3 3	2,55 2,55	1,17 1,17	27 30	31,59 35,10	28,66 26,54	799 821
59x59	9**** 8*	3 4	2,87 2,87	1,04 1,39	32 32	33,28 44,48	19,76 23,42	657 774
29,4x59	9*** 8*	8 9	5,80 5,80	1,39 1,56	32 32	44,48 49,92	27,20 26,19	895 863
29,4x29,4	9 8*	14 16	11,57 11,57	1,21 1,38	38 38	45,98 52,44	22,92 23,28	896 910
14,6x14,6	9 8*	32 36	46,91 46,91	0,68 0,77	51 51	34,68 39,27	12,97 12,97	686 686
9,7x9,7	9 8**	60 66	106,28 106,28	0,56 0,62	112 112	62,72 69,44	11,29 11,04	1289 1261
60x60	9**** 8*	3 4	2,80 2,80	1,08 1,44	32 32	34,56 46,08	20,52 24,32	682 803
30x60	8,5 8*	8 9	5,60 5,60	1,44 1,62	40 40	57,60 64,80	26,30 27,85	1077 1139
45x45	9 8**	5 8	5,00 5,00	1,00 1,62	68 44	68,00 71,28	19,47 27,20	1349 1222

\* Produções a partir de 2023 / Productions from 2023

\*\* Produções a partir de 2021 / Productions from 2021

\*\*\* Forma

\*\*\*\* Kasbah

Packing List Pavimento / Sols / Floor Tiles / Bodenfliesen

formato formato format size format (cm)	espessura epaisseur thickness höhe (mm)	peça / caixa pieza / caja pièce / carton pieces / box stück / box	peças / m² piezas / m² pièces / m² pieces / sqm stück / m²	m² / caixa m² / caja m² / carton sqm / box m² / box	caixas / pal caja / pal carton / pal box / pal box / pal	m² / paleta m² / pal m² / pal sqm / pal m² / pal	kg / caixa kg / caja kg / carton kg / box kg / box	kg / pal
45x45	9 8**	5 8	5,00 5,00	1,00 1,62	68 44	68,00 71,28	19,47 27,20	1349 1222
33,3x33,3	7,8 8 8,5	14 14 13	9,00 9,00 9,00	1,55 1,55 1,44	46 46 46	71,30 71,30 66,24	23,13 24,02 23,58	1089 1130 1110
44x44	9 8**	5 6	5,16 5,16	0,97 1,16	66 66	64,02 76,56	18,71 19,87	1260 1336
14,5x88,2	10,5	8	7,82	1,02	52	53,04	23,55	1250
9,7x9,7	9 8**	60 66	106,28 106,28	0,56 0,62	112 112	62,72 69,44	11,29 11,04	1289 1261
20x90	9,5 9*	6 7	5,55 5,55	1,08 1,26	54 54	58,32 68,04	22,00 24,32	1213 1338
60x60	9 8*	3 4	2,80 2,80	1,08 1,44	32 32	34,56 46,08	20,52 24,32	682 803
45x45	9 8**	5 8	5,00 5,00	1,00 1,62	68 44	68,00 71,28	19,47 27,20	1349 1222
30x60	9*** 8,5 8*	7 8 9	5,60 5,60 5,60	1,26 1,44 1,62	40 40 40	50,40 57,60 64,80	24,37 26,30 27,85	1000 1077 1139
15x60	9,3 9**	12 12	11,11 11,11	1,08 1,08	40 40	43,20 43,20	21,48 20,79	884 857
33x33	7,8 8,5 9****	13 13 13	9,20 9,20 9,20	1,40 1,40 1,40	46 46 46	64,40 64,40 64,40	23,13 23,52 24,39	1089 1107 1147
16,5x33	7,8 8,5 9****	12 12 22	18,00 18,00 18,00	0,66 0,66 1,20	72 69 36	47,52 45,54 43,20	11,76 10,17 20,05	865 727 740
16,5x16,5	7,8 9****	24 24	36,00 36,00	0,66 0,66	72 72	47,52 47,52	10,72 12,11	797 897

\* Produções a partir de 2023 / Productions from 2023

\*\* Produções a partir de 2021 / Productions from 2021

\*\*\* Everest

\*\*\*\* Santa Fé

Packing List

Peças Especiais / Piezas Cerámicas Especiales / Pièces Spéciales / Special Pieces / Spezialteile

Pavimento / Sols / Floor Tiles / Bodenfliesen

Decors / Decoración / Décors / Deco / Dekorierter Fliesen

formato formato format size format (cm)	peça / caixa pieza / caja pièce / carton pieces / box stück / box	formato formato format size format (cm)	peça / caixa pieza / caja pièce / carton pieces / box stück / box
29,4x29,4	5	29,4x59	4
33x33	6 Absolute - 5 / 6*	32,6x59	5
30x30	6 7*		

Os decors em rede são produzidos a partir das bases com menor espessura / Mesh decors are produced from bases with less thickness

\* Produções a partir de 2023 / Productions from 2023

Rodapés / Rodapié / Plinthes / Ceramic Skirting / Fussleisten

formato formato format size format (cm)	peça / caixa pieza / caja pièce / carton pieces / box stück / box	formato formato format size format (cm)	peça / caixa pieza / caja pièce / carton pieces / box stück / box
7,5x33	24	33x33	5
7,5x44	18 Feel Good - 16	33,3x33,3	14
7,5x45	18	44x44	5 6*
8x59	5 6*	45x45	5 8*
8x60	5 6*	29,4x59	8 9* Newstreet - 2
8x88,6	10	30x60	8 9*

\* Produções a partir de 2023 / Productions from 2023

\* Produções a partir de 2023 / Productions from 2023

Tacos / Lames / Parquet Block / Parkettboden

formato formato format size format (cm)	peça / caixa pieza / caja pièce / carton pieces / box stück / box
16,5x16,5	24

As quantidades apresentadas para as peças especiais (decorações, rodapés e barras) podem variar de acordo com as necessidades da encomenda.

Las cantidades presentadas para las piezas especiales (decoraciones, rodapiés, barras) pueden cambiar según las especificaciones del pedido.

Les quantités présentées pour les pièces spéciales (décorations, plinthes et frises) peuvent varier selon les nécessités de la commande.

The amounts presented for special pieces (decoration, skirting and border tiles) can vary according to the consignment requirements.

Die angegebenen Mengen für spezielle Bauteile (Dekorationen, Fußleisten und Bordüren) können je nach den Erfordernissen der Bestellung abweichen.

**Packing List Revestimento** / Resvestimiento / Revêtement / Wall Tiles / Wandfliesen

formato format size format (cm)	espessura épaisseur thickness höhe (mm)	peça / caixa pieza / caja pièce / carton pieces / box stück / box	peças / m² piezas / m² pièces / m² pieces / sqm stück / m²	m² / caixa m² / caja m² / carton sqm / box m² / box	caixas / pal caja / pal carton / pal box / pal box / pal	m² / paleta m² / pal m² / pal sqm / pal m² / pal	kg / caixa kg / caja kg / carton kg / box kg / box	kg / pal
32,5x90	11 10*	4 4	3,40 3,40	1,17 1,17	20 48	23,40 56,16	23,20 21,09	489 1037
34x91,5	11 10*	4 4	3,20 3,20	1,24 1,24	20 48	24,80 59,52	24,70 22,45	519 1103
34x66,5	9** 10*** 10,3	6 5 5	4,40 4,40 4,40	1,36 1,13 1,13	40 40 40	54,40 45,20 45,20	20,45 20,63 21,40	843 840 881
20x60	10	8	8,33	0,96	48	46,08	15,08	740
33,3x50	8,5 9,5****	10 10	6,00 6,00	1,67 1,67	32 28	53,44 46,76	23,71 25,18	784 720
20x40	8	11	12,50	0,88	72	63,36	11,30	840

\* Produções a partir de 2023 / Productions from 2023  
 \*\* Produções a partir de 2021 / Productions from 2021  
 \*\*\* Tokyo Stripe, Mundi Stripe, Habitat Stripe  
 \*\*\*\* Viva

**Packing List Peças Especiais** / Piezas Cerámicas Especiales / Pièces Spéciales / Special Pieces / Spezialteile  
**Revestimento** / Revestimiento / Revêtement / Wall Tiles / Wandfliesen

**Decors** / Decoración / Décors / Deco / Dekorierte Fliesen

formato formato format size format (cm)	peça / caixa pieza / caja pièce / carton pieces / box stück / box	formato formato format size format (cm)	peça / caixa pieza / caja pièce / carton pieces / box stück / box
16,2x16,2	32	33x33	5
28,2x28,2	5	33,3x50	5
29,7x29,7	5	29,4x59	5
32,5x32,5	5	34x65	5

Os decors em rede são produzidos a partir das bases com menor espessura/ Mesh decors are produced from bases with less thickness

**Barras\_Listelos\_Meia Cana** / Barras\_Listelos\_Media Caña / Frises\_Listels\_Voilement Transversal / Border Tiles\_Pencil Molding Listellos\_Cap Moldings / Bordüren\_Listelo\_Torelo

formato formato format size format (cm)	peça / caixa pieza / caja pièce / carton pieces / box stück / box	formato formato format size format (cm)	peça / caixa pieza / caja pièce / carton pieces / box stück / box
1,2x32,5	24	1,8x33,3	90
3,5x32,5	10	3x50	9
5x32,5	16	3,5x60	10

As quantidades apresentadas para as peças especiais (decorações, rodapés e barras) podem variar de acordo com as necessidades da encomenda. Las cantidades presentadas para las piezas especiales (decoraciones, rodapiés, barras) pueden cambiar según las especificaciones del pedido.  
 Les quantités présentées pour les pièces spéciales (décorations, plinthes et frises) peuvent varier selon les nécessités de la commande.  
 The amounts presented for special pieces (decoration, skirting and border tiles) can vary according to the consignment requirements.  
 Die angegebenen Mengen für spezielle Bauteile (Dekorationen, Fußleisten und Bordüren) können je nach den Erfordernissen der Bestellung abweichen.

**Grés Porcelanato Vidrado - Grupo Bla**

Porcellanato Esmaltado - Grupo Bla / Grès Cérame Emailé - Groupe Bla  
 Glazed Porcelain Tiles - Class Bla / Glasiertes Feinsteinzeug - Gruppe Bla

	características técnicas características técnicas caractéristiques techniques technical features technische eigenschaften	norma norma norme test method norm	valor da norma NP EN14411 valor de la norma valeur de la norme standard value wert der norm	valor DOMINÓ valor DOMINÓ valeur DOMINO DOMINÓ value wert DOMINÓ
	<b>comprimento e largura</b> longitud y anchura longueur et largeur length and width länge und Breite	NP EN ISO 10545 -2	± 0,6 %	<b>cumpra a norma</b> cumple la norma respecte la norme complies with the standards entspricht der norm
	<b>espessura</b> grosor épaisseur thickness tiefe	NP EN ISO 10545 -2	± 5 %	<b>cumpra a norma</b> cumple la norma respecte la norme complies with the standards entspricht der norm
	<b>rectitude das arestas</b> rectitud de los lados rectitude des arêtes side straightness geradlinigkeit des Grats	NP EN ISO 10545 -2	± 0,5 %	<b>cumpra a norma</b> cumple la norma respecte la norme complies with the standards entspricht der norm
	<b>ortogonalidade</b> ortogonalidad angularité rectangularity orthogonalität	NP EN ISO 10545 -2	± 0,5 %	<b>cumpra a norma</b> cumple la norma respecte la norme complies with the standards entspricht der norm
	<b>planaridade</b> planitud de la superficie planéité surface flatness ebenheit	NP EN ISO 10545 -2	± 0,5 %	<b>cumpra a norma</b> cumple la norma respecte la norme complies with the standards entspricht der norm
	<b>absorção de água</b> absorción de agua absorption d'eau water absorption absorption von Wasser	NP EN ISO 10545 -3	≤ 0,5 %	≤ 0,5 %
	<b>resistência à flexão</b> resistencia a la flexión contrainte de rupture bending stretch biegefestigkeit	NP EN ISO 10545 -4	≥ 35 N/mm2	≥ 35 N/mm2
	<b>resistência à abrasão</b> resistencia a la abrasión résistance à l'abrasion abrasion resistance abriebfestigkeit	NP EN ISO 10545 -7	<b>segundo valores do fabricante</b> segun los valores del fabricante d'après les valeurs du fabricant according manufacturer values der angaben des herstelllers	<b>3 - 5</b>
	<b>resistência ao choque térmico</b> resistencia ao choque térmico résistance aux chocs thermiques resistance to thermal shock resistenz gegen thermischen Schock	NP EN ISO 10545 -9	<b>método de ensaio disponível</b> método de ensaio disponible méthode d'essai disponible test method available testmethode verfügbar	<b>resiste</b> resiste résiste resists ist resistant
	<b>resistência ao fendilhamento</b> resistencia al cuarteo résistance aux tréssaillures crazing resistance rissfestigkeit	NP EN ISO 10545 -11	<b>exigido</b> exigido exigé required verlangt	<b>cumpra a norma</b> cumple la norma respecte la norme complies with the standards entspricht der norm
	<b>resistência ao gelo</b> resistencia al hielo résistance au gel frost resistance resistenz bei Eis	NP EN ISO 10545 -12	<b>exigido</b> exigido exigé required verlangt	<b>cumpra a norma</b> cumple la norma respecte la norme complies with the standards entspricht der norm
	<b>resistência aos ácidos e bases</b> resistencia a los ácidos e bases résistance aux acides et aux bases resistance against acids and bases resistenz gegen Säuren und Basen	NP EN ISO 10545 -13	<b>segundo valores do fabricante</b> segun los valores del fabricante d'après les valeurs du fabricant according manufacturer values der angaben des herstelllers	<b>min. classe</b> min. class min. classe min. classe min. Klasse
	<b>resistência aos produtos de limpeza domésticos</b> resistencia a los productos de limpieza y reactivos de piscina résistance aux produits d'entretien domestiques household detergents and additives for swimming-pools resistenz gegen häusliche Reinigungsprodukte	NP EN ISO 10545 -13	<b>min. classe</b> min. class min. classe min. classe min. Klasse	<b>GB</b>     <b>GA</b>
	<b>resistência às manchas</b> resistencia a las manchas résistance aux tâches resistance to staining resistenz gegen Fleckenbildung	NP EN ISO 10545 -14	<b>min. classe</b> min. class min. classe min. classe min. Klasse	<b>3</b>     <b>cumpra a norma</b> cumple la norma respecte la norme complies with the standards entspricht der norm

## Pavimento Grés Vidrado Pasta Branca - Grupo BIIa

Pavimento Grés Vidriado Pasta Blanca - Grupo BIIa / Carreaux Grés Emailé Pâte Blanche - Groupe BIIa  
Glazed White Body Floor Tiles - Class BIIa / Glasiert Bodenfliesen Weisse Scherbe - Gruppe BIIa

	características técnicas características técnicas caractéristiques techniques technical features technische eigenschaften	norma norma norme test method norm	valor da norma NP EN14411 valor de la norma valeur de la norme standard value wert der norm	valor DOMINÓ valor DOMINÓ valeur DOMINO DOMINÓ value wert DOMINO
	<b>comprimento e largura</b> longitud y anchura longueur et largeur length and width länge und Breite	NP EN ISO 10545 -2	± 0,6 %	<b>cumpre a norma</b> cumple la norma respecte la norme complies with the standards entspricht der norm
	<b>espessura</b> grosor épaisseur thickness tiefe	NP EN ISO 10545 -2	± 5 %	<b>cumpre a norma</b> cumple la norma respecte la norme complies with the standards entspricht der norm
	<b>rectitude das arestas</b> rectitud de los lados rectitude des arêtes side straightness geradlinigkeit des Grats	NP EN ISO 10545 -2	± 0,5 %	<b>cumpre a norma</b> cumple la norma respecte la norme complies with the standards entspricht der norm
	<b>ortogonalidade</b> ortogonalidad angularité rectangularity orthogonalität	NP EN ISO 10545 -2	± 0,5 %	<b>cumpre a norma</b> cumple la norma respecte la norme complies with the standards entspricht der norm
	<b>planaridade</b> planitud de la superficie planéité surface flatness ebenheit	NP EN ISO 10545 -2	± 0,5 %	<b>cumpre a norma</b> cumple la norma respecte la norme complies with the standards entspricht der norm
	<b>absorção de água</b> absorción de agua absorption d'eau water absorbtion absorption von Wasser	NP EN ISO 10545 -3	> 3 % / ≤ 6 %	> 2 % / ≤ 5 %
	<b>resistência à flexão</b> resistencia a la flexión contrainte de rupture bending stretch biegefestigkeit	NP EN ISO 10545 -4	≥ 22 N/mm2	≥ 27 N/mm2
	<b>resistência à abrasão</b> resistencia a la abrasión résistance à l'abrasion abrasion resistance abriebfestigkeit	NP EN ISO 10545 -7	<b>segundo valores do fabricante</b> segun los valores del fabricante d'après les valeurs du fabricant according manufacturer values der angaben des herstelllers	3 - 5
	<b>resistência ao choque térmico</b> resistencia ao choque térmico résistance aux chocs thermiques resistance to thermal shock resistenz gegen thermischen Schock	NP EN ISO 10545 -9	<b>método de ensaio disponível</b> método de ensaio disponible méthode d'essai disponible test method available testmethode verfügbar	<b>resiste</b> résiste resists ist resistant
	<b>resistência ao fendilhamento</b> resistencia al cuarteo résistance aux tréssaillures crazing resistance rissfestigkeit	NP EN ISO 10545 -11	<b>exigido</b> exigido required verlangt	<b>cumpre a norma</b> cumple la norma respecte la norme complies with the standards entspricht der norm
	<b>resistência ao gelo</b> resistencia al hielo résistance au gel frost resistance resistenz bei Eis	NP EN ISO 10545 -12	<b>exigido</b> exigido required verlangt	<b>cumpre a norma</b> cumple la norma respecte la norme complies with the standards entspricht der norm
	<b>resistência aos ácidos e bases</b> resistencia a los ácidos e bases résistance aux acides et aux bases resistance against acids and bases resistenz gegen Säuren und Basen	NP EN ISO 10545 -13	<b>segundo valores do fabricante</b> segun los valores del fabricante d'après les valeurs du fabricant according manufacturer values der angaben des herstelllers	<b>min. classe</b> min. class min. classe min. Klasse <b>GLB</b>
	<b>resistência aos produtos de limpeza domésticos</b> resistencia a los productos de limpieza y reactivos de piscina résistance aux produits d'entretien domestiques household detergents and additives for swimming-pools resistenz gegen häusliche Reinigungsprodukte	NP EN ISO 10545 -13	<b>min. classe</b> min. class min. classe min. Klasse <b>GB</b>	<b>classe</b> class classe klasse <b>GA</b>
	<b>resistência às manchas</b> resistencia a las manchas résistance aux tâches resistance to staining resistenz gegen Fleckenbildung	NP EN ISO 10545 -14	<b>min. classe</b> min. class min. classe min. Klasse <b>3</b>	<b>cumpre a norma</b> cumple la norma respecte la norme complies with the standards entspricht der norm

## Revestimento Pasta Branca - Grupo BIII

Revestimiento Pasta Blanca - Grupo BIII / Faïence Pâte Blanche - Groupe BIII  
White Body Wall Tiles - Class BIII / Wandfliesen Weisse Scherbe - Gruppe BIII

	características técnicas características técnicas caractéristiques techniques technical features technische eigenschaften	norma norma norme test method norm	valor da norma NP EN14411 valor de la norma valeur de la norme standard value wert der norm	valor DOMINÓ valor DOMINÓ valeur DOMINO DOMINÓ value wert DOMINO
	<b>comprimento e largura</b> longitud y anchura longueur et largeur length and width länge und Breite	NP EN ISO 10545 -2	± 0,5 %	<b>cumpre a norma</b> cumple la norma respecte la norme complies with the standards entspricht der norm
	<b>espessura</b> grosor épaisseur thickness tiefe	NP EN ISO 10545 -2	± 10 %	<b>cumpre a norma</b> cumple la norma respecte la norme complies with the standards entspricht der norm
	<b>rectitude das arestas</b> rectitud de los lados rectitude des arêtes side straightness geradlinigkeit des Grats	NP EN ISO 10545 -2	± 0,3 %	<b>cumpre a norma</b> cumple la norma respecte la norme complies with the standards entspricht der norm
	<b>ortogonalidade</b> ortogonalidad angularité rectangularity orthogonalität	NP EN ISO 10545 -2	± 0,5 %	<b>cumpre a norma</b> cumple la norma respecte la norme complies with the standards entspricht der norm
	<b>planaridade</b> planitud de la superficie planéité surface flatness ebenheit	NP EN ISO 10545 -2	<b>central e lateral</b> central et latéral center and edge zentral und seitlich  <b>empeno</b> empeno gauchissement warpage krümmung	<b>+ 0,5%</b> <b>- 0,3%</b>  <b>cumpre a norma</b> cumple la norma respecte la norme complies with the standards entspricht der norm
	<b>absorção de água</b> absorción de agua absorption d'eau water absorbtion absorption von Wasser	NP EN ISO 10545 -3	> 10 %	15% - 19%
	<b>resistência à flexão</b> resistencia a la flexión contrainte de rupture bending stretch biegefestigkeit	NP EN ISO 10545 -4	≥ 15 N/mm2	≥ 15 N/mm2
	<b>resistência ao choque térmico</b> resistencia ao choque térmico résistance aux chocs thermiques resistance to thermal shock resistenz gegen thermischen Schock	NP EN ISO 10545 -9	<b>método de ensaio disponível</b> método de ensaio disponible méthode d'essai disponible test method available testmethode verfügbar	<b>resiste</b> résiste resists ist resistant
	<b>resistência ao fendilhamento</b> resistencia al cuarteo résistance aux tréssaillures crazing resistance rissfestigkeit	NP EN ISO 10545 -11	<b>exigido</b> exigido required verlangt	<b>cumpre a norma</b> cumple la norma respecte la norme complies with the standards entspricht der norm
	<b>resistência aos ácidos e bases</b> resistencia a los ácidos e bases résistance aux acides et aux bases resistance against acids and bases resistenz gegen Säuren und Basen	NP EN ISO 10545 -13	<b>segundo valores do fabricante</b> segun los valores del fabricante d'après les valeurs du fabricant according manufacturer values der angaben des herstelllers	<b>min. classe</b> min. class min. classe min. Klasse <b>GLB</b>
	<b>resistência aos produtos de limpeza domésticos</b> resistencia a los productos de limpieza y reactivos de piscina résistance aux produits d'entretien domestiques household detergents and additives for swimming-pools resistenz gegen häusliche Reinigungsprodukte	NP EN ISO 10545 -13	<b>min. classe</b> min. class min. classe min. Klasse <b>GB</b>	<b>classe</b> class classe klasse <b>GA</b>
	<b>resistência às manchas</b> resistencia a las manchas résistance aux tâches resistance to staining resistenz gegen Fleckenbildung	NP EN ISO 10545 -14	<b>min. classe</b> min. class min. classe min. Klasse <b>3</b>	<b>cumpre a norma</b> cumple la norma respecte la norme complies with the standards entspricht der norm

**A DOMINÓ recomenda a utilização de Porcelanato em ambientes de exterior. O Pavimento em Monocozedura Pasta Branca (Grés) deve ser utilizado apenas em ambientes de interior.**

DOMINÓ recomienda utilizar Porcelanato en ambientes de exterior. El Pavimento en Monococción Pasta Branca (Grés) debe ser utilizado apenas en ambientes de interior.

DOMINÓ conseille l'utilisation de Carreaux de faïence dans des environnements extérieurs. Le revêtement en Monocoussion Pâte Blanche (Grés) doit être uniquement utilisé dans des environnements d'intérieur.

DOMINÓ suggests the use of porcelain for outdoor environments, while pavement in single-fired white paste (grés) should be preferred for indoor applications.

DOMINÓ rät zur Verwendung von emailierten Fliesen nur im Freien. Fußböden aus einfach gebrannten Steinfliesen sollten nur in Innenräumen verwendet werden.


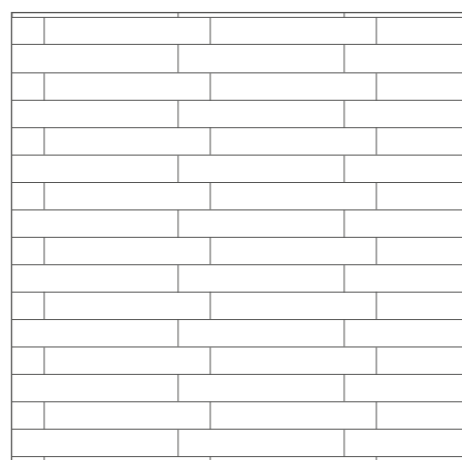





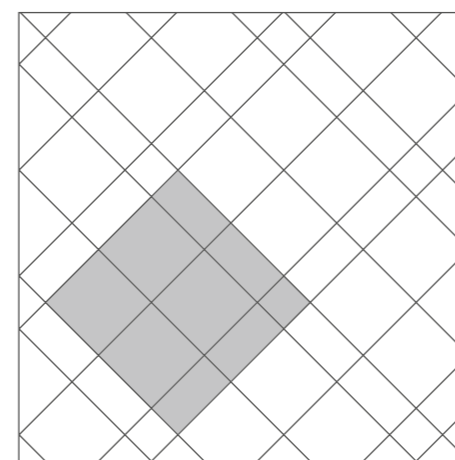
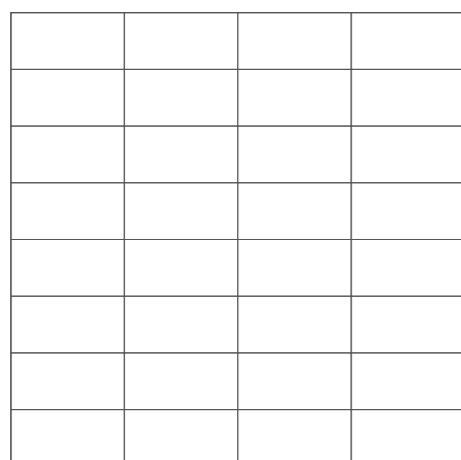




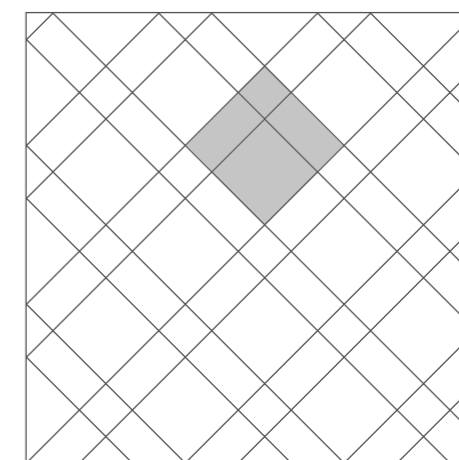
19x118,2 / 14,5x88,2 / 20x90



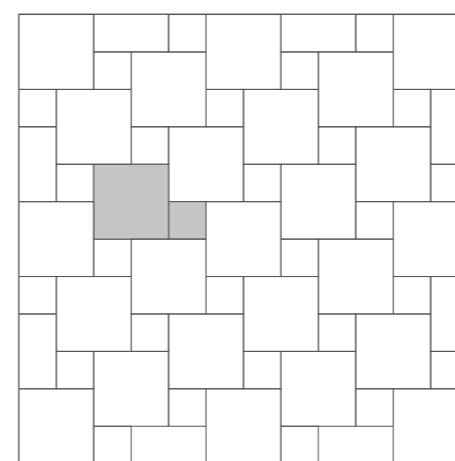
30x60



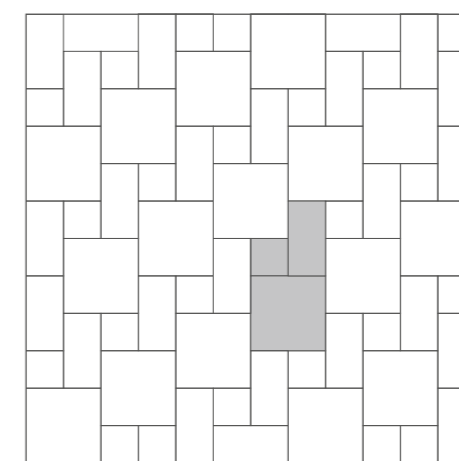
16,5x16,5 4%  
16,5x33 32%  
33x33 64%



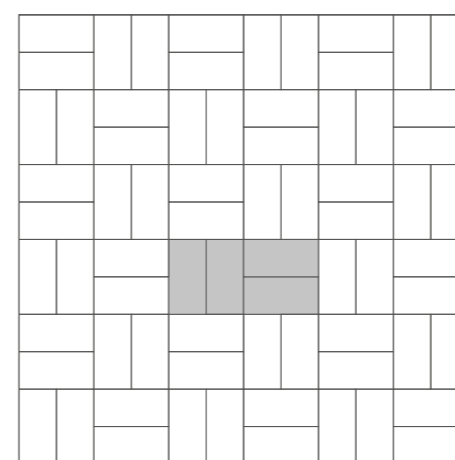
16,5x16,5 11,11%  
16,5x33 44,44%  
33x33 44,45%




16,5x16,5 20%  
33x33 80%



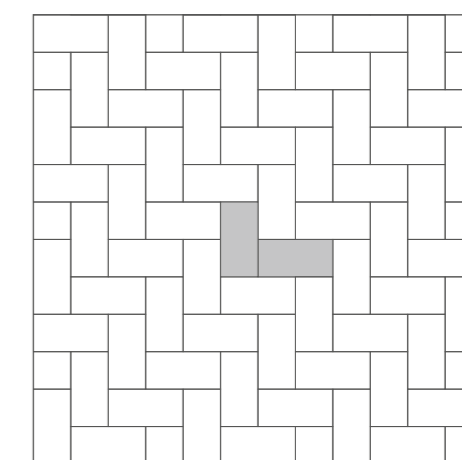
16,5x16,5 14,29%  
16,5x33 28,57%  
33x33 57,14%



16,5x33 100%

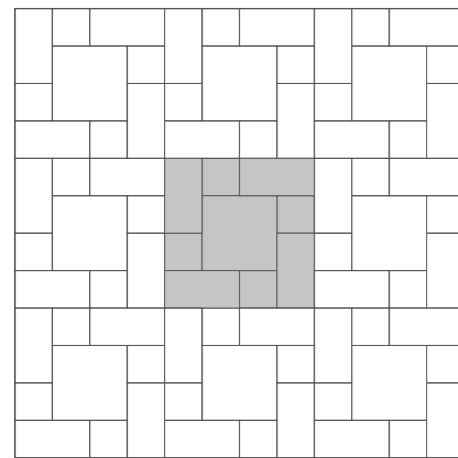


16,5x33 100%

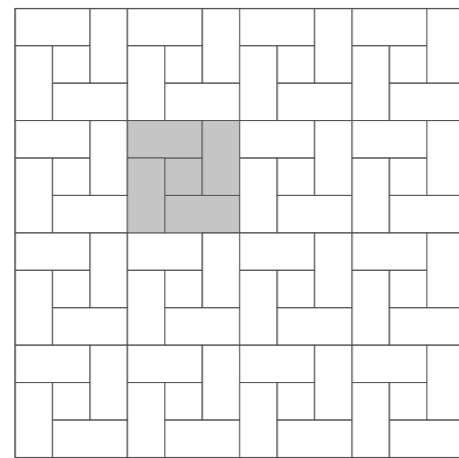


16,5x33 100%

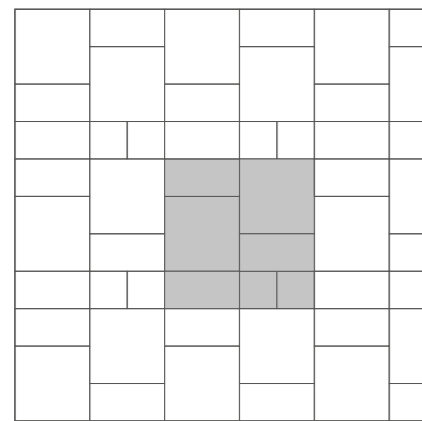




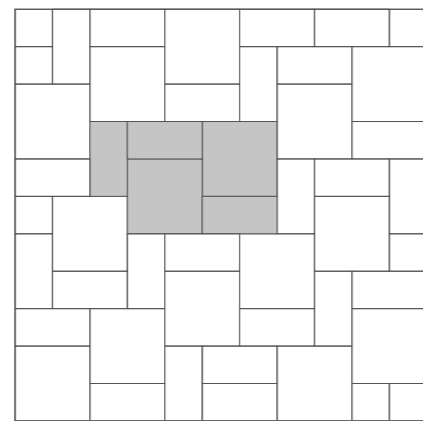
16,5x16,5 25%  
16,5x33 50%  
33x33 25%



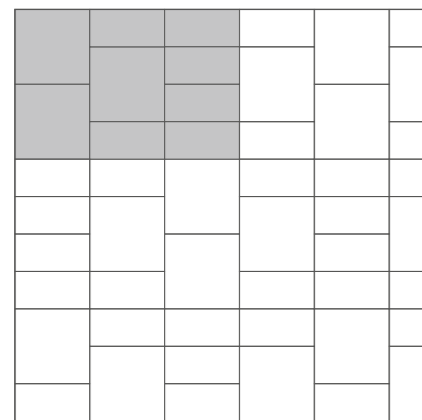
16,5x16,5 11,12%  
16,5x33 88,88%




16,5x16,5 12,5%  
16,5x33 37,5%  
33x33 50%



16,5x33 42,9%  
33x33 57,1%





16,5x33 50%  
33x33 50%



16,5x33 33,3%  
33x33 66,7%















Junta recomendada - 3mm / Recommended joint - 3 mm





absolute	178
bizantine	043
broadway	164
chiado	259
crystal	190
cube	186
ecolving	014
everest	264
everstone	060
feel good	086
forma	116
garland	108
geo	158
habitat	228
halma	242
innova	236
jerez	260
kasbah	050
lausanne	044
legend	246
linea	253
lisbon	133
lodge	074
look	126
matérica	222
melt	008
mood	152
mundi	214

natura	186
newstreet	034
nordic	080
on-road	024
one	134
paint	118
pedras salgadas	260
pisanino	265
portú	104
prodeck	094
pura	170
roc	100
salerno	186
san marco	261
santa fé	122
sicília	250
so	258
stella	198
terra	262
titan	256
tokyo	206
topdeck	094
traffic	257
uptown	144
urban	066
vidago	260
viva	250
vogue	263

-  **PRESTIGE**  
Porcelanato Vidrado Pasta Corada  
Glazed Porcelain Full Color Body
-  **HARDLINE**  
Grés Porcelanato Vidrado  
Glazed Porcelain Tiles
-  **Revestimento Pasta Branca**  
White Body Wall Tiles
-  **Pavimento Grés Vidrado Pasta Branca**  
Glazed White Body Floor Tiles
-  **Decor em Rede**  
Decor on Mesh
-  **Rectificado**  
Rectified
-  **Brilho**  
Glossy
-  **8,5 mm Espessura**  
Thickness
-  **Pré-Corte**  
Pre-Cut
-  **Resistência à Abrasão**  
Abrasion Resistance
-  **R10 Resistência ao Escorregamento**  
Anti-Slip Resistance
-  **B Resistência ao Escorregamento**  
Anti-Slip Resistance
-  **V3 Destonificação**  
Shading Variations
-  **PTV > 36 Baixo Risco de Escorregamento**  
Low Slip Potential
-  **€/m² Preço €/m²**  
Price €/sqm
-  **STOCK OFF**  
Stock Off



A DOMINÓ reserva o direito de anular ou modificar o desenho de qualquer um dos modelos que se apresentam neste catálogo. Este catálogo substitui e anula as edições anteriores (data na contra-capas).

DOMINÓ reserves the right to cancel or change the design in any or all of the models here enclosed. This catalogue substitutes and cancels all previous catalogues (date on back cover).







Zona Industrial de Condeixa  
3150-194 Condeixa-a-Nova, Portugal  
Tel.: [+351] 239 949 800  
Fax: [+351] 239 949 809 / 239 942 259  
E-mail: [domino@domino.pt](mailto:domino@domino.pt)  
[www.domino.pt](http://www.domino.pt)

Crta Onda Villareal  
Camino Palmeral  
12200 Onda [Castellón]  
Tel.: +34 964 626 529  
Fax: +34 964 626 663  
E-mail: [domino.castellon@domino.pt](mailto:domino.castellon@domino.pt)

